

# ***HSCCTI Manual***



## ***Orgone Generators® Basics, First Steps, Success Strategies***

*Hyper Space Communications and Technologies International  
P.O. Box 1298, Woodstock, GA 30188 - +1 (770) 783 0563*

## Contents Equipment

<b>Inspection, Material Return Instructions</b>	<b>1</b>
2. Testing the devices	1
3. Warranty	1
4. Disclaimer	1
<b>The Equipment</b>	<b>2</b>
AO 1100	2
AO 2000	2
CEG 1000	3
CEG 2400	4
JU 99 CE	4
JU 1000	5
LPOG 2400 DL and LPOG 2400 HD	5
PFC 2000 and PFC 2400 HD	6
Performer 2400	7
<b>Orgone Radionics Devices</b>	<b>8</b>
RAD 1000	8
RAD 2000	8
RAD 2400 HD	9
The ATG 5 / RAD 5	10
The ATG 12	11
<b>Attachments</b>	<b>12</b>
TC 99 Transfer Couple	12
PBT 2400 Power Booster	12
PBTBH Potency Booster	12
RAOPTC Power Transfer for Aqua Optimizers	12
Action at a Distance Diagrams	13

## Contents Success Strategies

<b>Introduction</b>	<b>14</b>
<b>How to work with this manual</b>	<b>14</b>
<b>The generator of life energy</b>	<b>15</b>
<b>Now, what is life energy?</b>	<b>15</b>
<b>Orgonite and life energy generators</b>	<b>16</b>
<b>Inspection, Material Return Instructions</b>	<b>16</b>
<b>Action at a distance, how it works</b>	<b>17</b>
<b>What is needed for a successful operation</b>	<b>18</b>
<b>First Steps and examples</b>	<b>19</b>
feel the energy output	19
differences of output	20
feel energy output at a distance	20
energize yourself	20
energize distilled water	20
relax yourself	21
self-programming	21
energy transfer	21
intermediate self programming	21
project chi energy	22
relax another person	22
activate another person	22
intuition, intelligence, creativity, learning	<b>22</b>
tuning into others at a distance	<b>22</b>
<b>Structural Links and Energy Transfer</b>	<b>23</b>
<b>Ready to go!</b>	<b>25</b>
Stick pad and dials	25
Success management, trend managements	25
what is intended?	<b>25</b>
How much time to success?	<b>26</b>
<b>Examples of success strategies</b>	<b>27</b>
<b>Pitfalls - examples</b>	<b>27</b>
<b>Potential solutions</b>	<b>29</b>
<b>The fat buster</b>	<b>30</b>
<b>Business success, leadership, people skills</b>	<b>32</b>
<b>The ladder of success</b>	<b>36</b>
<b>Business consulting, success consulting</b>	<b>36</b>
<b>Multiple operations</b>	<b>36</b>
<b>Frequencies</b>	<b>37</b>

Copyright© 2004, 2008, 2015 by Karl Hans Welz

All Rights Reserved. No portion of this manual may be used without expressed written consent of the author.

Orgone Generator®, Chi Generator®, Orgonite®, Orgonit™, Orgonita™, Power Radionics™, Super Radionics™, Super Psionics™, etc., are trademarks owned by Karl Hans Welz. Equally copyrighted (and protected with internal radionics settings) are the ideas and procedures used in the Radionics Programs.

# Inspection, Power Supplies, Material Return Instructions

Upon receiving your equipment, carefully inspect your Chi Generator®, exterior module(s) and other accessories.

1. Plug the DC plug of the Power Adapter into the power jack of the device, then plug the AC-DC Power Adapter into an outlet. Turn the device on.

For most devices, the adaptor is 9V DC and a minimum of 100 mA. The plug is a 3.5 mm phone plug (see picture the the right) The AO 1100 and requires an AC-DC adapter 3V - 6V and 100mA, positive tip.

The CEG 1000 needs two AA-batteries.

The RAD 5, ATG 5 and Performer require power of 500 mA and the ATG 12 requires at least 1 Amp



## 2. Testing the devices

2.1. The AO 1100: Plug the device in. The LED should be blinking.

2.2. Devices of the Junior series: the JU 99 CE, JU 99 - 10, TF 99 CE, SPP 99 CE and GPP 99 CE: Once the device is turned on, the LED (light emitting diode / control light) should be blinking.

2.3. The AO 2000: Turn the device on. The LED should be blinking.

2.4. LPOG 2400 DL, LPOG 2400 HD, RAD 2400HD: These devices have continuous settings and/or fixed frequency settings. Turn the device on. First, turn the left knob (the rotary switch) all the way to the right. This switches over to the potentiometer (right) that allows continuous settings. Turn the right knob slowly. The LED blinks very slowly when the knob is turned all the way to the left. As you turn the knob to the right, the blinking speed increases until it appears as a solid light. Then test all other positions of the rotary switch (left knob). The LED should blink in the frequency indicated on the dial.

2.5. RAD 5 and ATGS: Turn the device on. Test each of the generators. You have three knobs for each generator instead of one.

2.6. PCHD: Turn the module on. The left switch turns the device on (permanent LED) and the right switch turns on the interior generators (blinking diode). The wire with the stereo plug can be plugged into the sound card of your PC or into a CD player, which allows looping of affirmations and/or frequency looping of software that you are running in your PC.

## 3. Warranty

Manufacturer replaces, repairs, or exchanges defective devices within two years from date of purchase, provided that the defect is not the result of inappropriate use. This warranty does not cover any AC adapter or other power supply, which are provided for free.

## 4. Disclaimer

All items from HSCTI are solely for research purposes. Many scientists state that the concepts of universal life energy, chi energy, prana, etc., do not belong to what they assume science should be. Therefore, it is your personal decision whether or not you accept the existence of life energy, or chi energy, and in the effectiveness of any practices that use life energy. This instruction manual contains descriptions of suggested purposes and uses of these devices, which are based on life energy science. They reflect the personal opinions of practitioners of life energy technologies, lay persons as well as professionals, which the manufacturer does not necessarily endorse.

Therefore, the manufacturer assumes no responsibility for any damages that may occur as a consequence of such beliefs.

Important: The devices from HSCTI have no therapeutic value at all and should never be used for such purposes. If you are sick and you think that you need healing energies, consult with a physician!



Above: The AO 1100 with transfer and set ups to charge with Life Force black walnuts and water.

Below: The AO 2000 with setup to charge water - energy and for astrological trends and supplements

## The AO 2000




## The AO 1100 Water Optimizer


The AO 1100 is designed to produce living water. Put a glass or bottle of spring water, well water, or previously purified tap water, next to the device. You taste a significant difference after a minute, and it tastes as if it just came from a mountain spring. Of course it is much better not to use industrially polluted tap water. Naturally, you can also charge food and supplements using the RAOPTC and, using a transfer couple (TC 99) or Power Booster (PBT 2400) or a set of structural link cards or structural link coasters (see at bottom of page), you can energize yourself. **Power Supply: 6V DC, positive tip LED.** This light is blinking in a floating frequency sequence.



Left: The AO 1100. The round part of the transfer couple is attached to a key ring, which is a great way of being connected to your Chi Generator® wherever you are with a minimal risk of losing your transfer disk. You can slide the rectangular part of the TC 99 over the output tubing or you simply can put it anywhere next to the AO 1100.



Right: The AO 1100 set up to charge supplements, and, of course, with a RAOPTC, structural link card or coaster you can be anywhere on this planet and the full power of the AO 1100 will be transferred to you. Again, you can also carry the coaster part with you and use it to charge food, water, supplements, and of course yourself.



## The AO 2000 Water Optimizer

The AO 2000 is designed to produce living water. Like the AO 1100, it is also good for personal use. more tha double the power of the JU 99 or AO 1100, it has the Alpha-frequency of 7.83 Hz. Put up to 1 gallon of spring water, well water, or previously purified tap water, onto the stainless steel plate of the device. You taste a significant difference after a few seconds, the time it takes to reconstitute the original characteristics of water, as if it just came from a mountain spring. To be fully charged with Chi energy, a cup of water needs to be there for about 30 seconds, one gallon about 5 minutes. Be sure not to use industrially polluted tap water. filter it first or purchase good drinking water.

**(1) Power Jack - needed is a 9V power supply, 100 mA or more**

**(2) LED (Light Emitting Diode):** This light is blinking in the pre-set frequency of 7.83 Hz.

**(3) Top Plate:** Put there water, drinks or food, cosmetica, etc. - see page 5.

**(4) The two structural links of the TC99:** one unit on top of the AO 2000, the other unit you carry with you - here it is on the key ring.

**(5) The Power Booster Transfer:** The larger Power boosting unit on top of the AO 2000, the other unit you carry with you.

**(6) The RAOPTC Transfer:** The small unit is on the AO 2000 and the large unit, the coaster, you carry it with you.

**(7) The RAOPTC Coaster charging food**



## The CEG 1000

The CEG1000 is a low pulse Chi Generator® with floating frequency, and this exceptional tool is designed to charge yourself using a transfer and to charge others by pointing at them, either directly or by way of your computer screen making a videi call.

The CEG 1000 is also water enhancing (simply point at water dispensers, glasses or bottled water - a minute onto a glass or bottle, about 10 - 15 minutes at a dispenser) and you can use it to charge food, supplements and drinks.

In some ways it compares to the Reichian orgone shooter with that funnel which is pointed at persons and the like, and which funny funnel reaches just a few inches, because it is an orgone accumulator - like any orgonite pieces - and the energy has to be pulled. The CEG 1000, contrary to the Reichian accumulator is an orgone generator®, which generates energy and consequently it radiates out and therefore it reaches a lot farther - even at persons some 100 feet away or at water and food some ten feet away. You can point it at locations in living spaces such as chairs, and whenever people are there, their body naturally pulls this energy. Therefore, into locations of your choice as well as directly to people you can project feng shui energies or any other energy, and if projected at a location, people can benefit from the projected life force with attached trend energy, or desired effect, whenever the are there.

The CEG comes with two transfers with the help of which you can project even much more powerful life force, and you can do this by putting these disks on other Chi Generators® and your CE 1000 combines these powers, which then you can project wherever you point the CEG 1000.

As I mentioned, you can point your life energy shooter at food, water, supplements and humans which you want to help as well as to locations. Of course you can also point it at pets - at their favorite place - simply set it up somewhere that it points there. Moreover you can point it at aquariums to provide fish and plants therein with life force.


We are also offering chi coasters, onto which you can put food, water, supplements and drinks, and you can take this chi coaster with you in your purse or wallet, and receive an energy transfer from your Chi energy shooter similar to the transfer couple.

As with any other Orgone Generator®, you can also charge business cards, flyers and catalogs as well as web sites.

With two strong generators backing up your CEG, you can charge water tanks, for instance if you own a farm - naturally you can also charge the water that you give to your farm animals and charge the animals in their stables or other places where they are very often, simply by pointing your generator there, and the animals are going to pull the life force whenever they are in that location, or, if you have a reverse osmosis system or a water filter, you can use a chi coaster to charge these tanks.


Simply do it and taste, and you are going to surprised

Whenever you are using a manifestation software, you can put the transfer diagram next to the output pipe or anywhere else close to your CEG 1000 generator.



# The CEG 2400 Heavy Duty Chi Energy Gun

Similar to the CEG 1000. It is Heavy Duty and with audio input for affirmations. Connect with two powerful Orgone Generators to boost the power even more! See below with Performer and PFC 2400 plus an MP3 player is plugged in for affirmations that are looped from it.



2 JU 99 can already massively increase the power of your CEG 2400!

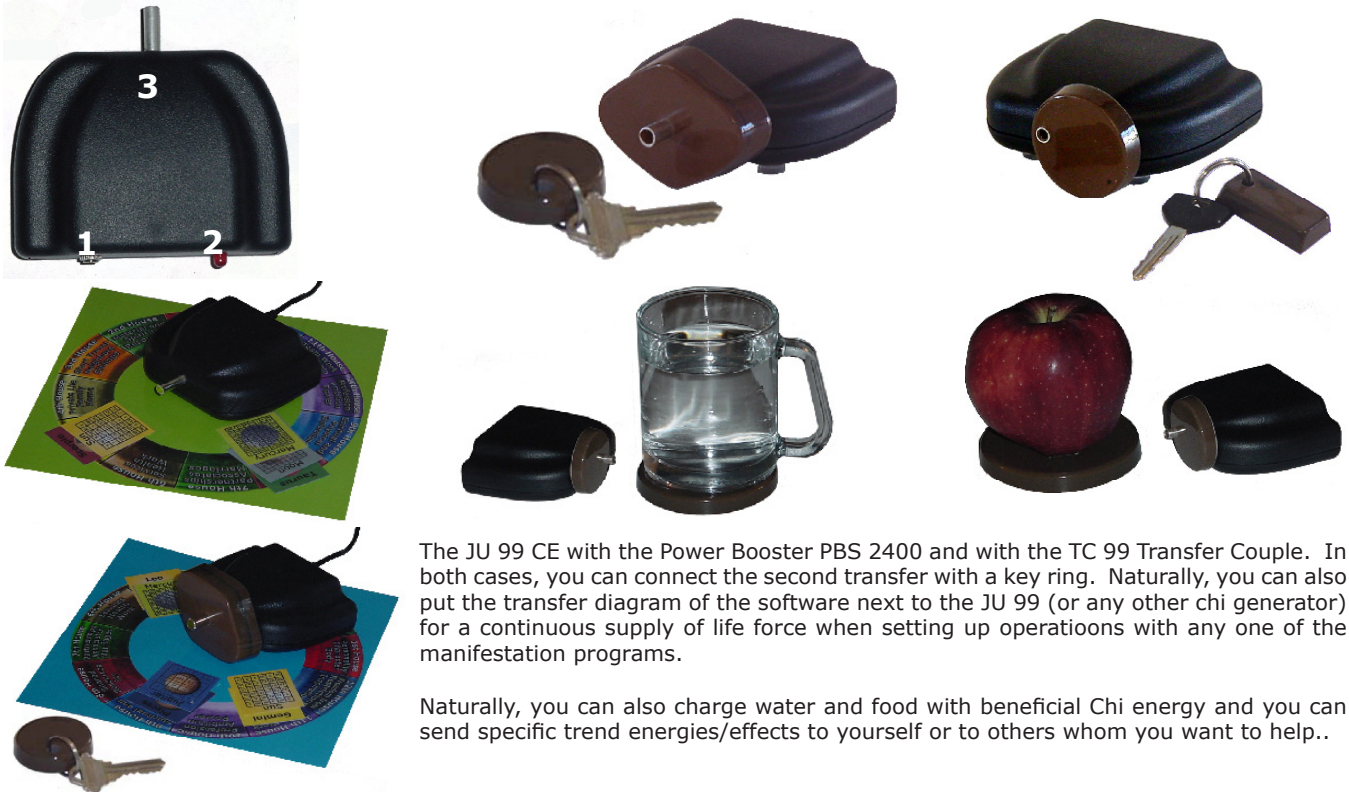
## The JU 99 CE

The Junior 99 Chi Energizer and other devices of the JU-series: The JU 99 – 10, the TF 99 CE, the SPP 99 CE and the GPP 99 CE.

(1) Power Jack (9V DC)

(2) LED (Light Emitting Diode): This light is blinking in the pre-set frequency of the device.

(3) Output Pipe: You can point the output pipe towards yourself (up to several feet away) - You can also slide the booster part of a PBT 2400 (Power booster with Transfer Disk) over it, which more than triples the output power of your JU 99 CE. In this case, carry the transfer disk on yourself to energize yourself with chi energy. As an alternative, use the transfer couple.



The JU 99 CE with the Power Booster PBS 2400 and with the TC 99 Transfer Couple. In both cases, you can connect the second transfer with a key ring. Naturally, you can also put the transfer diagram of the software next to the JU 99 (or any other chi generator) for a continuous supply of life force when setting up operations with any one of the manifestation programs.

Naturally, you can also charge water and food with beneficial Chi energy and you can send specific trend energies/effects to yourself or to others whom you want to help..

# The JU 1000

The JU 1000 is an entry-level multi frequency Chi Generator® for individual use that fits every budget. This extraordinary device contains all the essential parts of the larger multi frequency Chi Generators®, with a power output that is higher than the output of the JU 99 series. Add the PBT 2400 Power Booster to effectively double its output. You can regard the JU 1000 as a combination of six JU in one, and in addition to this, you have a dial for continuous settings. The JU 1000 provides life energy for your body and for your mind -- Above all, you can put yourself into any brain wave state by selecting a specific pulse frequency of your life energy generator.

**Theta 3.5 Hz** for Super Learning, especially of Languages

**Theta 6.3 Hz** for Super Learning and to Boost Memory

**Alpha 7.83 Hz** Earth Resonance! For Invention, Creativity

**Alpha 7.0 Hz** to enhance artistic inspiration, creativity.

**Alpha 10.0 Hz** -- for Centering Yourself and general purpose

**Beta 14.1 Hz** -- for Efficiency in daily activities, mental and physical energy, fitness training.

When the left rotary switch is turned all the way to the right, you can use the right dial for continuous settings.

The dial to the right is for continuous frequency settings, approx. 0.5 - 500 Hz.

The blinking speed of the LED indicates the frequency.

Above right: The JU 1000 with a transfer diagram for the software. The advantage of the JU 1000 is the capability to set specific frequencies, alpha, beta, theta or delta waves.


on the next page you can see the JU 1000 with a Chi Coaster® to charge water, food, plants or yourself.



## LPOG 2400 DL Low Pulse Chi Generator® with six pre-set brainwave frequencies, Middle of the Line,

## LPOG 2400 HD Low Pulse Chi Generator® with six pre-set frequencies, Heavy Duty.

The rotary switch (4) on top of any device with pre-set frequencies (the LPOG 2400 DL, LPOG 2400 HD, and RAD 2400 HD) offers a selection of six settings



for the following exact brain wave frequencies:

3.5 Hz: for Super Learning, especially of languages, deep relaxation

6.3 Hz: for Super Learning, Affirmations (such as in Autogenic Training), to boost the memory

7.0 Hz: Enhance ESP (Extra Sensory Projection and Perception - Remote Viewing)


7.83 Hz: Earth Resonance! invention, creativity, ESP, general purpose

10.0 Hz: Centering yourself, self-confidence, excellent for general purpose

14.1 Hz: Earth Resonance — logical thinking, persuasion, concentration, performance in sports, fitness training

The seventh setting of the rotary switch (when it is turned all the way to the right) switches over to the right dial with continuous settings between 0.5 and 900 Hz.

**Note:** The LPOG 2400 HD delivers three times the orgone output of the LPOG 2400 DL. You can more than double its power by connecting the "Audio Input" jack with the output of the sound card of your PC or with a CD player. This connection, when to the sound output of your PC while you are running a manifestation program with specific sounds, will boost the effects of your operation.



**LPOG 2400 DL (left) and LPOG 2400 HD (right)**

## The PFC 2000 and the PFC 2400 HD

**Precision Frequency Chi Generators® / Orgone Generators® with a frequency range between approx. 0.6 Hz and 450 Hz. The power of the PFC 2000 is Middle of the Line, like the LPOG 2400 DL and the power of the PFC 2400 is heavy duty..**

Both have a built-in frequency meter, which you can switch on and off on the back panel. The PFC 2400 HD also has an audio input for affirmations.

The three dials you can use to set a precision frequency. You can find a list of widely used frequencies for specific purposes such as shown in the appendices of this manual. Below the window of the frequency meter, there is a stick pad, which you can use for ideomotor responses, if you are not exactly certain what frequency you should choose for a specific operation. Again, the stainless steel plate is here to put there structural links to the target(s) of your operation or links to specific desired effects, or trend energies.

Naturally, you can also put the structural link to the target in front of the output pipe.

If you are using a manifestation software, you can put the transfer diagram in front of the output pipe, and this is also the place over which you can slide a power booster or an orgonite transfer.





# The Performer 2400

**Universal Orgone generator with 12 pre-set precision frequencies plus a three-dial frequency setup with frequency meter, and audio-input for affirmations that you can loop off your PC or off an MP3 player.**

## Frequencies of the Performer and their effects:

- 0.5 very relaxing, organ-muscle resonances (0.1 - 1) lucid dreaming (0.1 - 3), Endorphin release
- 1.05 Helps hair grow + get its color back [RA]; pituitary stimulation to release growth hormone (helps develop muscle, rejuvenation effects, speeds recovery time), regeneration - Wholesome relaxation to help recovery from stressful training
- 4.0 Reduction in levels of exhaustion. (extra reps)
- 5.9 golf, shooting, precision Concentration and Precision
- 6.88 Associated with collarbones (Effects=vitality, overall balance, stability) Belly - Front
- 7.69 Associated with shoulders (Effects=strength of the arms, expansion, teaching) Arms and Shoulders
- 7.83 Schumann earth-ionosphere resonance, grounding, anti-jetlag, anti-mind control, improved stress tolerance. leaves you feeling revitalized like you've spent a day in the country. "the earth's natural brainwave"
- 10 - enhanced release of serotonin & mood elevator, universally beneficial, especially against hangover & jet lag. clarity, normalcy, Learning a foreign language; Centering, sense of well being Significant improvements in memory, reading & spelling are reported (in conjunction with 18 HZ) rhythm resync
- 10.5 mind/body unity, Legs
- 20.0 - energy Resonance Imposing subconscious commands on another (thought center), growth hormone (helps develop muscle, recover from injuries, rejuvenation effects); Adrenal Stimulant,
- 25.0 confidence of victory in sports Increased Aggression
- 32 Desensitizer; enhanced vigour & alertness, more reps, overall training Stamina and Endurance

The round dial for pre-set precision frequencies is a great tool for rapid set up. Below the round dial there are three dials,

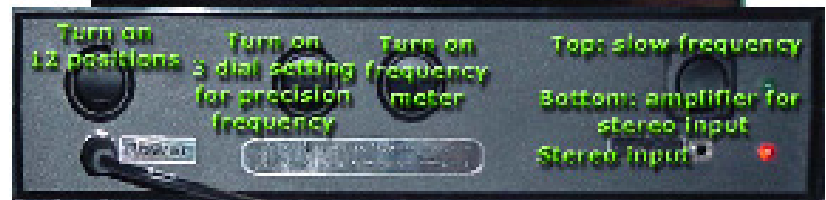
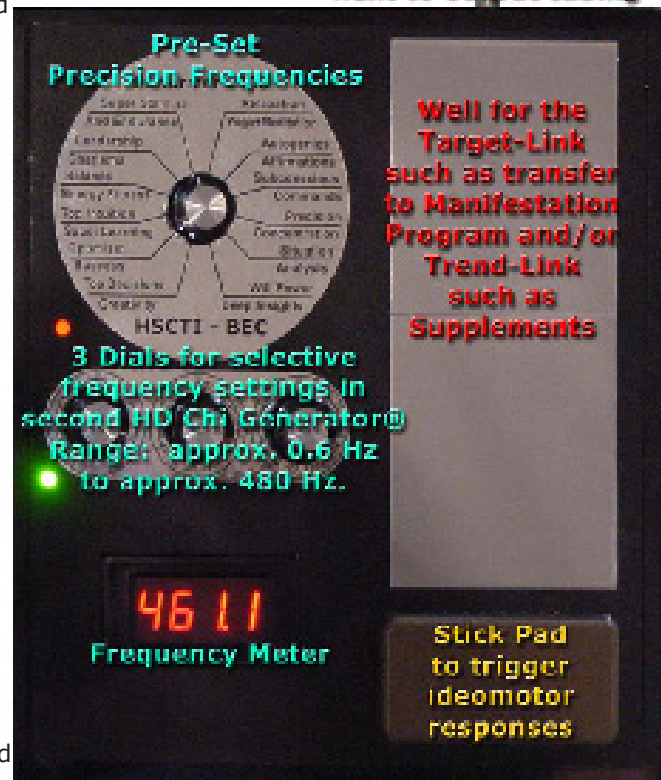
approximately. In the back portion of this manual you can find a list of precision frequencies for you to use and set up with the help of these three dials.

Below the two Wells there is a stick pad, which you can use to get ideomotor responses when setting frequencies. Simply rub the stick pad while turning a dial, and whenever the finger slides differently (develops a "stick") this means that you stop turning the dial - you can use the same method for "fine tuning." The frequency meter

On the right on top is a "well" - a stainless steel plate, onto which you put links to targets or to desired trend effects.



**Target-Link Location next to output tubing**



## RADIONIC MACHINES

# 1. The RAD 1000

### Orgone Radionics™ Device with built-in Orgone (Chi) Generator®

The tuner has three potentiometers with dials, each of which has settings ranging from 0 to 100. This allows

- (1) **Power Jack:** (9 V DC or AC)
- (2) **Off-On Switch**
- (3) **LED** - Blinks at the speed of the frequency of the pulse unit.
- (4) **Output Pipe**, which you can use as a well - the front area of the pipe - below with the TC 99 to transfer radionically set trend energies
- (5), (6), and (7) **Three knobs of the tuner**, which also determine the frequency of the orgone generator®. You can use the stick pad to get the right setting.
- (8) **Stick Pad** Orgonite sheet designed to help you find the rate with the help of ideomotor responses, i.e., the "stick" which you are getting while rubbing it with your thumb or finger.



on the right: The RAD 1000 with the potency booster and with the radionics dials the trend energy (or radionic frequency) is set accordingly - I am sure that Eve would have loved to give such a Chi energy charged apple with attached effect, or trend, to Adam when he came close to his 930th year of age ...

# 2. The RAD 2000

The tuner has three potentiometers with dials, each of which has settings ranging from 0 to 100. This allows one million settings of the device.

- (1) **Power Jack:** For a 12V DC wall transformer
- (2) **Input Jack:** for an exterior well or to connect with another radionics device
- (3) **Output Jack:** for an exterior stick pad or to connect with another device.
- (4) **Off-On Switch**
- (5), (6), and (7) **Three knobs of the tuner**
- (8) **Output Pipe**
- (9) **Frequency Knob** You may use the stick pad to get the right setting.
- (10) **LED** - Blinks at the speed of the frequency of the pulse unit.
- (11) **Well** - Stainless Steel sheet onto which you put the "witness", or probe.
- (12) **Stick Pad** Orgonite sheet define or find the rate.



# 3. The RAD 2400 HD

The RAD 2400 HD has two tuners, one for the target and the other one for the trend. Furthermore, its pulse-generating unit allows six pre-set frequencies besides the frequency knob. The stick pad is connected to both tuners, while each tuner has its own well. The built-in orgone generator™ is heavy duty, same as in the LPOG 2400 HD. Furthermore, the RAD 2400 HD has one transfer disk that connects with the built-in orgone generator®.




**Front Panel:**  
(8) Output Pipe



**Back Panel:**  
 (1) Output Target: Connects to the stick pad and top tuner  
 (2) Output Trend: Connects to the stick pad and bottom tuner  
 (3) Power Input: Use a 12V DC wall transformer.  
 (4) Input for additional exterior pulse generator such as the ESM 2000 Exterior Standard Module. This adds strength to the heavy-duty orgone generator EPU inside the radionics device.  
 (5) Input Target: Connects to top well (19) and top tuner (Target)  
 (6) Input Trend: Connects to bottom well (20) and bottom tuner (Trend)  
 (7) On-Off Switch

Note: You can use the Input and Output jacks to connect the RAD 2400 HD with other radionics devices to powerful workstations.

**Top Panel:**  
 (9), (10), and (11) three dials of the top tuner (Target)  
 (12), (13), and (14) three dials of the bottom tuner (Trend)  
 (15) LED (light emitting diode)  
 (16) Rotary Switch  
 Positions 1 through 6 are for fixed frequencies (see above), position 7 switches through to the right dial (17)  
 (17) Potentiometer. You can use it to set the pulse speed only when the rotary switch (16) is set on position 7.  
 (18) Stick pad  
 (19) Well for top tuner (Target)  
 (20) Well for bottom tuner (Trend)



# The ATG 5 (RAD 5)

## Abstraction-defined Trend Generating System – Advanced Manifestation Device

The ATG 5 is an extremely powerful generator of life energy for advanced users. It consists of two parts: Part 1 is the generator of life energy. It is a donut shape, in which five heavy-duty Chi-generators® are pointing towards the center of the device. All five output-pipes are silver tubing.

Part 2 is the tuner unit. It has five frequency tuners, one for each orgone generator, with three dials each. On the side of the five dials is the well, below the stick pad. On the well (beamer plate), you can put items that serve as structural links to the trend, target, etc.

Use the stick pad to set the frequency dials, which can also reflect radionic rates, or numeric settings representing structural links to a trend or target. You can also set the rates based on numeric settings that you can get from a manifestation program.

Furthermore, you can set precise frequencies, using a frequency meter. Because you are setting the frequency with three dials, a multiplicity of settings is possible with a single frequency, which, again can be used by person who intend to set the structural links based on radionics.

The AC-DC adapter should have a 9V output with a minimum of 500 milliamperes.

The five Chi generators® with corresponding dials represent:

- (1) Basic Action
- (2) Main Trend
- (3) Trend in the Environment
- (4) Main Target
- (5) Alternate Target

Naturally you can re-name each position to fit your own ideas of a setup. Each generator switches separately. All the way to the left is the on-off switch, next is the switch that turns on the water characteristics of the ATG 5: The ATG 5 and the ATG 12 have both the capability to optimize water.

If working on yourself with the help of a transfer disk, you can reassign your five generators to five different fields of life experience. I suggest that you do this only after you will have gained some experience of how to manage your trends energies.

You can also use the ATG 5 for five entirely different situations and persons. Ideally, you can do this with the help of the manifestation program, opening 5 different instances at the same time, plus one instance for equal distribution of the energy.



# The ATG 12

## Abstraction-defined Trend Generator - Advanced Manifestation Device


The ATG 12 is our most powerful manifestation device. Like the ATG 5, the ATG 12 consists of two parts: Part 1 is the life energy generator. It is a donut shape with 12 heavy-duty life energy generators that are pointing toward the center of the device. All 12 output-pipes are silver tubing.

Part 2 is the tuner. It has 12 settings, one for each life energy generator, with three dials each, and each one of the 12 generators can be set with a precision frequency between approximately 0.6 Hz and 450 Hz.

The center of the life energy generator serves as a "well" or to set up links for several operations. The ATG 12 is our most powerful manifestation device. Like the ATG 5, the ATG 12 consists of two parts: Part 1 is the life energy generator. It is a donut shape with 12 heavy-duty life energy generators that are pointing toward the center of the device. All 12 output-pipes are silver tubing.

Part 2 is the tuner. It has 12 settings, one for each life energy generator, with three dials each, and each one of the 12 generators can be set with a precision frequency between approximately 0.6 Hz and 450 Hz.

The center of the life energy generator serves as a "well" or to set up links for several operations.

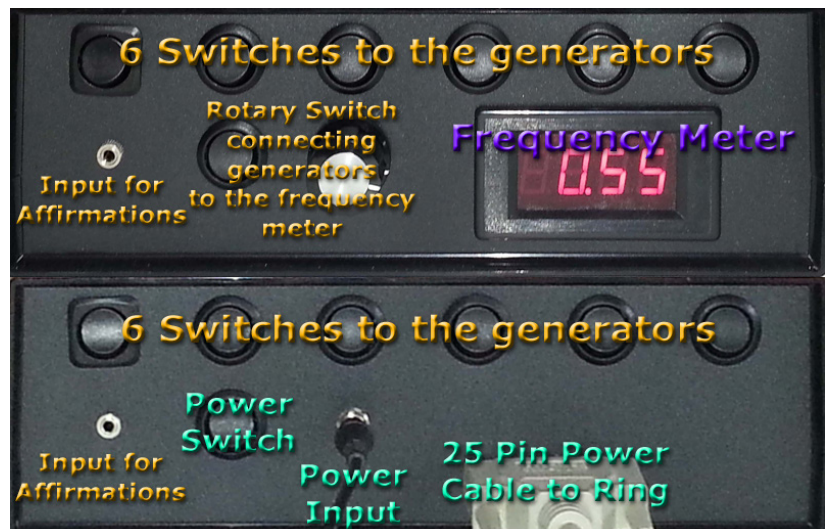


The wall transformer should have a 12V output with a minimum of 1000 milliamperes. Better are 1.5 Amperes.

Each generator switches separately. All the way to the left is the on-off switch, on the back panel is the switch that turns on the water characteristics of the ATG 12. The other 12 switches are for the individual generators.

You can use many different approaches to set up your ATG operations. In these instructions, we are going step by step, from relatively simple setups to increasingly complex ones where you can eventually work with multiple situations simultaneously.

The beauty of the ATG 12 is its flexibility. You can either use it for up to twelve simultaneous operations or you can define up to twelve different issues to solve for an individual, or any combination. **Important:** The link to the target person or target area is in the center of your ATG. You can either use a photo of the target person or any other structural link such as the power booster with transfer disk. You may also use up to twelve different instances at the same time, in which case each generator has to have its specific target link close to the output pipe.



# B. Attachments:

## Transfer Couple - TC 99

For smooth transfer of life energy. Both parts are made of orgonite®. Put either part in front of the output pipe of the Chi generator®. Carry the other part on you, for instance on your key ring.



## PBT 2400 Power Booster with Transfer Disk The PBT 2400 for non-HD-devices The PBT 2400 HD for HD devices

This is a Power Booster that comes with a Transfer Disk. The Transfer Disk will give you assured smoother transfer of life energy. Like the power booster it is made of the powerful super orgonite® and it has a built-in structural link that connects it with its power booster. Slide the power booster over the output pipe in front of the device. The longer pipe-end points to the front, away from the device. In case of the CE 69 or PCHD 2400, put it on top. Put it in the center of the ATG 5 (RAD5) or ATG 12. Carry the disk on you, for instance on your key ring.

**Important:** Each Power Booster with Transfer Disk (PBT 2000) is connected with this Transfer Disk only. There is no replacement for a Transfer Disk, should you lose it.



## PBTBH 2400 Potency Booster

The PBTBH is a Power Booster that features a special built-in structural filter, which is designed to increase male potency. Chi is life energy. With specific filters, vital Chi energy is directed to the sexual organs for invigoration and increased sexual energy. For best results, carry the transfer disk always on you. Like the PBT 2400, you can attach additional trends to it and transfer them to yourself.

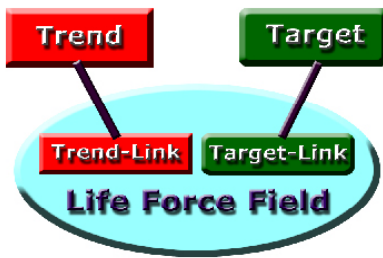
**Important Disclaimer:** This and all other devices are operating with body energies, or Chi. Consequently, they have no therapeutic value whatsoever. To treat impotence or any other body condition or ailment, see your doctor!

## RAOPTC Power Transfer Couple for the Aqua Optimizer devices

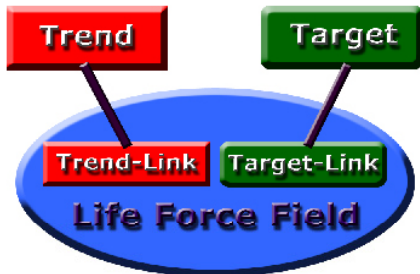
The receiving part of the transfer couple is large enough for a glass of water, a drink or for food. Like the transfer of the TC 99, PBT 2400 or PBTBH 2400, you can use this device to energize yourself at a distance.



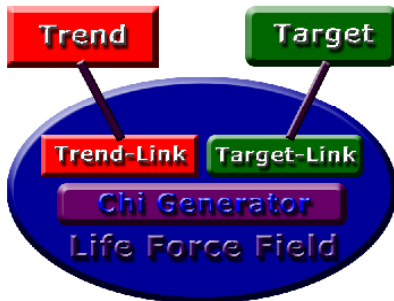
# Action at a Distance - Diagrams



**Beginners' Attempts:** The typical operation that lacks the necessary supply of life force, usually because the operator is unaware of the importance of life energy. Some life energy is drawn from the surroundings or the operator. Sometimes results are possible, and this type operation has a high rate of failure!



**Seasoned Practitioner:** The same operation as above, practiced by a knowledgeable practitioner who supplies the operation with life energy, either his own using various practices or from other sources. Good results!



## The Ultimate Advantage !!!

Same type operation, with a continuous supply of massive amounts of life energy provided by a Chi Generator®! The continuous supply of life energy keeps the projected trend energies going. Results can come fast. Success can be possible also in situations where everything else seems to fail!

**Reliable Results!**



# Introduction

In these manuals, you will find the following information:

- (1) General information about devices, programs for PC and accessories (see manual I) and in this manual:**
- (2) A bit of theory, as much as necessary**
- (3) Success strategies**

## Congratulations!

With your decision to acquire a generator of life energy, or Chi Generator® from HSCTI - Hyper Space<sup>1</sup> Communications and Technologies International - or BEC - Bio Energy Consultants -, you have opened wide the door to a very successful future.

The generators of life energy (orgone generators®, chi generators® or prana generators®) are at the beginning of a whole array of amazing new technologies, and, besides charging your body and mind with massive amounts of life energy, they certainly can also be a decisive help in your efforts to make your dreams come to manifestation. This is so, because an energized and balanced body also provides your brain with energy and balance, which in turn then naturally leads to an increase of the powers of your mind, and this power and energy can be decisive whenever it comes to bringing your desires to manifestation with the help of abstraction-based trend energies, which you can generate with the help of this extremely powerful and versatile new technology.

In the following, I am going to introduce you systematically to the very basics of this exciting new life energy technology at first. This introduction will make it much easier for you to understand the nature of your Chi Generators®, the principles of the energy, which they generate and what you can do with this energy!

After this introduction, simply follow the instructions of a selection of introductory practices. This way you will gain your first hands-on experiences, and consequently it will be much easier for you to work on situations of a more complex nature.

Eventually, you will apply advanced methods of using your device and combine these advanced methods with very effective success strategies. These success strategies are a very important part of your work, especially when your intentions are geared towards achieving overall success, and this is the reason why I dedicated a very large part of these instructions to teaching you how to develop the best strategy, or strategies, to achieve that which you want to achieve. In fact, check our web sites and forum and you can join in on live video broadcasts, which will help you to develop the very best strategies.

Soon this extremely useful and powerful new technology will appear to you as something entirely natural; as something, which you are going to use on a daily basis, just as driving your car, using your smartphone or computer or watching TV, and you certainly will appreciate its extreme power, effectiveness and versatility.

## How you can work best with this manual

It is very important that you work with this manual in a relaxed state of mind. As the mane implies, your Chi Generator® generates life energy, or Chi! It can be difficult for some persons to perceive, to feel and possibly also to see this energy and to work with it consciously, when they allow being distracted by other important or pressing situations. Whenever this is the case, it is much better for you to postpone your introductory work. In fact, you can use your Chi Generator® to help you achieve this desirable state of relaxation and then you can continue with your introductory practices successfully.

It is best for you to practice patiently and with concentration, and then you certainly will be able to perceive life energy soon, if for some reason you do not perceive it right from the beginning, which happens to a few of us. In any case, it is important for you to know that you do not need to

1 Hyper space is a word, which I have chosen to use when describing space that is defined by the laws of transfer of life energy with its specific characteristics and natural laws (LE-space or life energy space). When in relation to the space, which is defined by electromagnetic frequencies (EMF-space) as described by academic physics, it appears to be non-continuous, with immediate transfer at any distance. When you make a coordinate transformation, defining the life energy space as continuous, then the EMF space will show very similar "choppy" and non-continuous characteristics. In other words. you can make coordinate transformations on the basis of either space.



actually perceive life energy in order to harness its amazing powers for your overall success. Think of electromagnetic frequencies! Most of them you cannot perceive, and yet they make possible a wide field of technologies such as cellular phones, TV and a lot more!

When using your Chi Generator® correctly and effectively, you will have a lifetime of success and fun with it. In the course of time, you are going to use your generator of life energy in combination with the manifestation software for many different situations, including situations that are much beyond the scope of what I am going to explain and show you in this manual. Your generator of life energy is equipment with near-infinite flexibility and so are the potential uses of this extraordinarily powerful new technology! For instance, you can project life energy in many ways: to humans, to animals, to plants, to objects, and to specific situations and trends towards results that you intend to achieve, as you will find out very soon. The only limit is your imagination.

## **The Chi Generator®: a generator of life energy**

After these introductory notes, I am going to give you a brief introduction that will help you understand better the energy, which your generator is producing. It is helpful for you to understand some of the theory, which is at the basis of this technology, so that you can make use of your equipment more efficiently. Be sure to work through the majority of experiments and exercises, which you find in this manual, because this is the best way for you to gain the hands-on experience, which is much more valuable than any theories with thousands of words. After all, for most of us driving a car is more fun than reading a book explaining how a four-stroke engine is working. Once you have done this introductory work, you are going to appreciate the beneficial, relaxing, constructive and very positive effects that your Chi Generators®, manifestation software and all the other accessories are providing, and you will realize that it is extremely easy for you to achieve positive permanent change and manifestation of your deepest desires.

During the course of human history, life energy has received many names: In the East, it was called Prana (India), Chi (China) and Ki (Japan). In Hawaii, it was Mana, in the West it was Od (Karl von Reichenbach), Orgone (Wilhelm Reich), Animal Magnetism (Franz Anton Mesmer), Auxones (Waerland), Elan Vital (France), personal magnetism, and many others.

During recent history, several scientists in Western countries have claimed to have “discovered” life energy, not being aware that humans have been using this energy consciously and non-consciously for tens of thousands of years. In fact, these scientists have re-discovered life energy in a way that made it possible for them to fit it within their realm of experiences and scientific research and consequently they generally proceeded to explain this energy in a context, which was in tune with their specific scientific thinking and ideology.

## **Now, what is life energy?**

It is obvious by now that life energy is an energy, which is universally present. Its main characteristic is dynamic flow and pulse: it is movement. In this respect, it is similar to the electromagnetic energy.

For the accumulation of life energy, certain materials proved to be very effective. When re-discovering life energy for science more than 200 years ago, Franz Anton Mesmer called it animal magnetism (“personal magnetism” is the word used in our days), because he was well aware of a connection between life energy and magnetism. Based on his hands-on knowledge, he built the first accumulators of life energy of which we know: Oaken barrels that he filled with iron filings.

As I said: Mesmer re-discovered life energy and he viewed it in a scientific context. So did Karl von Reichenbach, Wilhelm Reich and others after him.

Wilhelm Reich was familiar with Mesmer’s work, since he had studied hypnosis when he was a student and disciple of Sigmund Freud. In fact, for the past 200 years, since Mesmer’s times, every person who was learning hypnosis in the German speaking area learns about Mesmer as a “pioneer of hypnosis” right at the beginning of such studies and he or she becomes very familiar with his accumulators of life energy. When “discovering” life energy within the context of his own work as an MD and psychologist, Reich used the term orgone for it. He discovered that organic materials (he meant materials that contain carbon or silicone such as paper, wool, cotton, sand, or fiber glass) attract and hold life energy while metal has the characteristic of attracting life energy and then immediately repelling it. This understanding was a big step ahead of Mesmer’s oaken barrels that

were filled with iron filings to attract "animal magnetism." Based on this new understanding why life energy was attracted, Reich was capable of building orgone accumulators that were more effective than Mesmer's barrels and at the same time they required much less material. He built boxes with alternating layers of organic and metallic matter. The outside is organic while the innermost layer is metallic. He recognized that the capability to attract and store life energy (as I said, he called it orgone) increased with the increase of layers. Mesmer's oaken barrels with iron filings then were single layer orgone accumulators.

## **Orgonite® and life energy generators**

Soon after I had invented the generator of life energy (Chi Generator®, prana generator® or orgone generator®), I invented a new life energy attracting material, which I named orgonite®. This material is a mixture of special metal alloy powders, which have extremely strong attractive and repelling characteristics with a special type of epoxy as organic material, plus, in the case of the newer super-orgonite®, a few additional enhancing materials, which will remain classified for the time being. This mixture has proven to be by far the most effective one for the accumulation of life energy, making the Chi Generators®, which are built with super orgonite® as accumulating material, much more powerful than their predecessors, which were still built with layers of organic and metallic materials. All Chi Generators® from HSCTI - BEC are made with this new material, super-orgonite®!

Note: You can make an orgone accumulator simply by painting a metal box with latex paint into which you mix metal powder, which you can purchase in any arts supply store. This mixture, is a form of orgonite®. A few layers of this paint make much stronger orgone accumulators than the Reichian type accumulators with their thick layers of steel wool and fiber glass.

## **Inspection, Material Return Instructions**

**1. Upon receiving** your equipment, carefully inspect your Chi Generator®, exterior module(s) and other accessories.

First plug the DC plug of the Power Adapter into the power jack of the device, and then plug the AC-DC Power Adapter into an outlet. Turn the device on.

For most devices, the adaptor is 9V DC and a minimum of 100 mA. The plug is a 3.5 mm phone plug, which is standard with most universal AC-DC adaptors.

The AO 1100 requires an AC-DC adapter 3V - 6V and 100mA, positive tip. The CEG 1000 needs two AA-batteries and the CEG 2400 requires four AA batteries.

### **2. Testing the devices**

**2.1. The CE-Series:** Plug the device in or turn it on. The LED should be blinking.

**2.2. Devices of the Junior series:** the JU 99 CE, JU 99 - 10, TF 99 CE, SPP 99 CE and GPP 99 CE: Once the device is turned on, the LED (light emitting diode / control light) should be blinking.

**2.3. The AO 2000:** Turn the device on. The LED should be blinking.

**2.4. LPOG 2400 DL, LPOG 2400 HD, Performer 2400 and the RAD series:** These devices have continuous settings and/or fixed frequency settings. Turn the device on. First, turn the left knob (the rotary switch) all the way to the right. This switches over to the potentiometer (right) that allows continuous settings. Turn the right knob slowly. The LED blinks very slowly when the knob is turned all the way to the left. As you turn the knob to the right, the blinking speed increases until it appears as a solid light. Then test all other positions of the rotary switch (left knob). The LED should blink in the frequency indicated on the dial.

**2.5. RAD 5 - ATG 5, and ATG 12:** Turn the device on. Test each of the generators. You have three knobs for each generator instead of one.

**2.6. PFC and Performer:** Turn the generator on. and test the dials and frequency meter.

### **3. Warranty**

Manufacturer replaces, repairs, or exchanges defective devices within two years from date of purchase, provided that the defect is not the result of inappropriate use. This warranty does not cover any AC adapter or other power supply, which are provided for free.

### **4. Disclaimer**

All items from HSCTI are solely for research purposes. Many scientists state that the concepts of universal life energy, chi energy, prana, etc., do not belong to what they assume science should be. Therefore, it is your personal decision whether or not you accept the existence of life energy, or chi energy, and in the effectiveness of any practices that use life energy. This instruction manual contains descriptions of suggested purposes and uses of these devices that are based on such beliefs. They reflect the personal opinions of practitioners of life energy technologies, lay persons as well as professionals, which the manufacturer does not necessarily endorse. Therefore, the manufacturer assumes no responsibility for any damages that may occur as a consequence of such beliefs.

**The devices from HSCTI have no therapeutic value at all and should never be used for such purposes. If you are sick and you think that you need healing energies, consult with a physician!**

## **Action at a Distance how it Works**

In the previous chapter, I mentioned that life force is subject to natural laws, which are essentially different from laws that govern electro-magnetic frequencies such as light in the universe. One of the characteristics of life energy is that it transfers at any distance by the way of structural links.

In many traditional practices the genetic code is used as a structural link to a person, animal or plant. If to a person, this usually is hair, finger nails or other items that carry the genetic code of him/her. This is so, because these objects are unique and part of the person as a result of the uniqueness of the genetic code for any person. It is like a personal phone number with 99 digits with the help of which the traditional practitioner can reach this person. This is similar to the radio station, which can have an effect upon your radio, provided that your radio is fine tuned to the sender. With the same "fine tuning" of identical structures (I mentioned the genetic code) life energy transfers at any distance.

Such phenomena are almost impossible to explain when we limit ourselves exclusively to the conventional world mapping of a 4-dimensional relativistic Gaussian space-time continuum or a similar limited mapping of which you hear a lot in pop-science. To this day, most humans are unaware of this specific characteristic of life energy, i.e., the capability to bridge any distance without loss of energy. In fact, a great many of them do not even know of the existence of life energy! For a long time it was a well-guarded secret, which was mystified by folks who had (and still have) vested interests in doing so.

It is time now that we expand our mapping of the world, so that we will be capable of using this exciting new technology to its max!

There are many types of structural links. Hair and fingernails are an example. For this type we use the term "identical structural links," because the hair and finger nails are identical with the same hair and fingernails that are still part of the person to whom they belonged to begin with.

Now let us take another example: When you focus upon a person who is not present, i.e., if you see that person with your "inner eye" mentally, you establish a structural link with that person! You certainly have experienced the following: You think of a specific person and shortly afterwards the telephone is ringing. Who might this be? Well, it's no other than the person who came to your mind previously ... "hello - well, that's funny, I just thought about you!"

You can establish a structural link with a person, object, or situation mentally; consequently, you can direct life force mentally. Therefore, whenever you concentrate upon something or you just think of it, you can establish a structural connection to the object of your thought. Wise men and

religious leaders of the old times kept telling their disciples that they should "watch their thoughts, because where your thoughts dwell, there your energy flows!" This ancient observation concerning our mind certainly has a lot of validity.

Obviously your mind is capable of establishing a mentally created structural connection with someone or something when focusing upon it attentively. This fact is of utter importance in the work with your life energy generator and with the manifestation devices and software. This means that you can use basic characteristics of your mental activity to get desired result.

Now, how then is action at any distance possible?

Here again, life force is the deciding factor: **the stronger the life force is that surrounds your operation, the stronger will be the action of the structural link that bridges confinements of space-time, and the more effective this operation will be.** Of course, let's hope that your intentions are positive ones.

**To sum it all up, for a successful operation we need:**

- 1. Sufficiently strong life force in the function as a "carrier" of the operation, and**
- 2. Sufficiently strong, i.e. effective, structural linkage to the target of the operation as well as to the desired effects. There are many ways of such structural linkage.**

Whenever we fail to take care of these preconditions, the effect of our operations will be next to nil.

Now you actually may ask yourself: "if that energy transfer is possible, how can I use it to act upon people or events?"

Every typical operation at a distance is performed with a specific goal in mind: to cause a specific trend, effect or action, which eventually will lead to your desired goal of the operation. If, for instance, a friend of yours is unhappy with a relation, you can send him or her help and energy, which then can cause rapid recovery. You can imagine mentally that he or she is happy, which is a mentally created structural connection to a trend-energy of happiness. Instead of the mental focus, which can be quite tiring when you practice for any extended period of time, you can use something, which makes this mental focus (abstraction) permanent: designs or symbols or numbers, which you define as representing fortunate circumstances and happiness or a corresponding setting of the manifestation device, and these designs etc. represent your abstractions "solidified," i.e., they make them permanent for the time that you pre-determine. In fact, you may consider such symbols, radionic rates and the like as structural links to specific trend energies.

When you supply the link to this trend with strong life energy, then the probability of more rapid recovery is heightened. Therefore, besides strong life energy to link up with the target (such as your friend), you also need

- 3. Sufficiently strong structural linkage to the envisioned trend of your operation - such as this feeling of happiness and getting out of a slump in the example above.**

This means that any action at a distance requires at least these three basic elements to be successful. If any one of these is missing, then the operation is doomed to fail. Practitioners of all times knew that all along!

If you are looking at many of these ancient "esoteric" or religious practices of action at a distance or perception at a distance in the light of what you just learned, you will realize why these practitioners did the things their way. You will recognize by now that behind that facade - or imaginary practice - of some "hocus pocus" or "abracadabra" or even calling of entities or even prayers to them, you can discover down-to earth, ultimately scientific, methods that evolved from old wisdom concerning life energy and structural links.

As an example: In an old book about "sympathetic methods" (an old word for methods based on structural linkage) you find the following instructions for helping a sick person (more like energizing):

*"Take seven hairs of the person. Find a young and strong tree. Drill a hole in the trunk of a young, strong, and healthy tree. Put the hair into the hole and close it with the wood of the same tree. The person will feel better."*

Here you can notice immediately that all three principles are active in this operation:

## **1. Sufficient life energy**

## **2. A strong link to the target person (the hair, preferably with follicle), and**

## **3. A strong structural connection with the trend (more energy) as expressed in the health of the young tree and, of course, the intent of the operator.**

This basic natural law concerning these three principles is at the basis of your work with your device and/or manifestation program. In fact, this new technology together with this new approach to explain scientifically practically all age-old empirical practices of action at a distance, opens up many new possibilities for you. One of the most important ones of these new possibilities is the fact that, with the help of this exciting new technology, even an untrained person who uses it can now get similar results, even better ones, than a professional who trained for years to get his or her skills, but does not own and operate this powerful equipment. Traditional practices of the old times and in our times dedicated a lot of training to the establishing of structural links and to the generating of life energy! With my invention of the Chi Generator®, such a task is considerably easier, training is no longer an absolute necessity. Simply follow instructions of how to set up and connect everything, turn on the life energy generator, and you are now capable of working on the target person continuously without much of your own effort!

Such continuous and massive supply of life energy can bridge the distance between trend and target, thus establishing a "trend-field" around the target person. The probability that the envisioned event takes place is much higher! As far as the action of life energy is concerned, distance is a result of structural differences. In other words: The closer to identify the structures used are, the less the distance between their locations, as far as life energy is concerned.

Unique structural links guarantee very effective transfer, and spreading out to other - also similar - structures is unlikely in this case. This compares to your radio or TV: the reception is much better when it is tuned precisely to the frequency of a radio or TV station.

Your manifestation device and program enables you to get precise structural linkage, and soon you will acquire the necessary experience to establish very reliable and unique structural connections.

## **First Steps and Basic Examples for Self-Help and Trend Management (any one of the Chi Generators®)**

**It is very helpful for a beginner to perform the following practices step by step: This introduction will help you to get "the right touch" for your equipment!**

### **1. Feel the Chi Energy Output**

Turn the generator on, then hold the center of your palm (either hand) approximately 2 inches (5 cm) in front of the output pipe of the Chi Generator®, above it or above the stainless steel plate. Most likely, you are going to feel a gentle warmth, a tingling, or a cool breeze. What you are feeling at first depends very much on the system of nerve endings that react first. Persons who are skilled with their hands usually feel the cool breeze rather than warmth.

Do the same practice of feeling the output with your transfer disk, and then do the same thing with your wrist.

Then point the output pipe of the Chi Generator® at the center between your eyes, keeping it at least at a distance of 2 inches.

Rule: The Chi Generator® ideally should not be on the ground or on a concrete floor for any extended time. If this is the case, there is a possibility that the life energy literally can be "grounded" and less goes into the surroundings. Use a table, a chair, or some other non-metallic stand. If transferring energy to yourself or any person, location is not as important.

**Very important: Do not get alarmed if, after getting used to your equipment, you do not feel the output as strongly as you did in the beginning. Once you have energized your body to capacity, it will not draw as much life energy any more as it did in the beginning. Consequently, your nerve endings will no longer react as strongly. Feeling less indicates**

**a diminished flow of chi energy from the Chi Generator® into your body as a result of your saturation, not diminished performance of your Chi Generator®!**

## **2. If you are working with a Chi Generator® with frequency options, there is a possibility that you can feel Differences in the Energy Output**

To test whether you are sensitive to frequency changes, turn on the Chi Generator®. Then set it at the lowest level, i.e., the slowest blinking speed, by turning the dial all the way to the left. Feel the output. Then turn the dial all the way to the right. The control light will be "solid" with no blinking. Feel and compare again! Feel with wrists and forehead and compare these sensations as well.

If you have a multiple-frequency device, i.e., a device of the LPOG 2400 series, a JU 1000, a PFC 2000, a performer 2400 or a PFC 2400, test the other frequencies in the same way and notice the differences.

## **3. Feel the Energy Output at a Distance**

Attach the Booster part of the PBT 2400 to the output pipe of your Chi Generator® or simply use the transfer disks that come with other devices. Put the transfer disk of the PBT 2400 at a table that is at least 6 ft away from the device. Practice also as described in 2.

If you do not have a power booster, use the TC 99 transfer couple.

## **4. Energize yourself with the help of a Structural Link**

Now you can begin to direct the energy towards yourself. Turn on your Chi Generator® with the power booster or transfer attached. Since life energy transfers at any distance (with the right structural link!), all you need to do is carry the transfer disk of the PBT 2400 or the second piece of the TC 99 transfer couple with you. You can also design a transfer diagram on a piece of paper: For smooth transfer of energies, uniqueness of the transfer diagram is important. With unique transfer diagrams, leakage of energy is less likely. Use a scanner with printer for exactness! Design anything, ideally a scribble (because a scribble is more unique than any "symbol"), and then make copies of the individual designs: two, or in some instances, three. You end up with two designs that will have nothing like it anywhere. Put one diagram in front of your Chi Generator® or anywhere close to it. Take the other one somewhere else, put it on a surface, and check for transfer! Do not put it on your knee, because your body will draw the energy and the palm may not be capable of feeling it.

Set the pulse speed of your Chi Generator® at its highest level. Carry the transfer disk or transfer diagram on yourself for about half an hour. Note the feeling of being energized. Wait for at least two hours before you continue. Now you can set the Chi Generator® at its lowest level (the slowest blinking rate possible) by turning the knob all the way to the left. Again, carry the transfer disk on you for one to two hours. You will realize that high frequencies activate you, while low frequencies calm you down.

## **5. Energize Distilled Water**

Distilled water is "dead" as far as life energy is concerned. That's the reason for its bland taste. For the following experiment you need two bottles of distilled water. One bottle you put somewhere, at least 10 ft away from the Chi Generator®.

Point your Chi Generator® at the other bottle for about 5 minutes. Compare the taste of the water in the two bottles. You'll be amazed!

Still better results you get with Chi Generators® that are also water optimizers, such as the AO 1100, the AO 2000 and all middle of the line Chi Generators® upwards. These devices do not only charge the water with Chi energy, they also reorganize the structure of water back into its original state, making living water.

## **6. Relax Yourself**

Turn on your Chi Generator®. Set the pulse rate at its lowest level or at about 6 to 8 blinks per second or set it at 7.83 Hz or lower. Lie down and put the transfer disk (or diagram) onto your chest or simply put it beside yourself. Stay in this relaxed state for about half an hour. If you have mastered Autogenic Training (free course available from HSCTI), you will notice a significant deepening of the state of relaxation when you practice in conjunction with your Chi Generator®.

## **7. Self-Programming**

The relaxation practice was your first step towards programming yourself. Now you can continue to use other programs. For these practices, you adjust the speed of the pulse (frequency) to an adequate rate. Usually a slow frequency is preferable. Using either frequency CD's, programs that generate frequencies or the frequency output of your Manifestation software, you can run your PCHD 2400 with exactly the frequency that you desire - see a list in the appendix. Also note the suggestions with the 6 fixed speed settings (see LPOG). For physical training, a good frequency is at the point where the blinking is still barely perceived - at the threshold to appearing as a solid light.

Use filters and/or settings of the manifestation program for: Creativity, Charisma, Convincing Speech, Leadership, People-Skills, Power to Analyze, Scientific Thinking, etc.

If you have a PBT 2400, slide the Power Booster over the output pipe of your Chi Generator® and carry the transfer disk with you. Limit the time to two or three hours at the beginning. Alternatively, use your transfer couple by putting one part with the Chi Generator® while carrying the other part on you.

Again, you can enhance significantly the effect of your self-programming with the practice of Autogenic Training.

## **8. Energy transfer with the device**

Perform the following experiment:

- (1) Take a photo (Polaroid is OK.) of the interior of a room.
- (2) Choose a place somewhere in the room (maybe on top of the table).
- (3) Make a mark on the photo at that place where you want the energy.
- (4) Put the photo onto the Chi Generator® or next to it, knowing that this is a structural link to the location. Note the power of abstraction that plays an important role in this technique. In principle, you have just created a structural connection.
- (6) Turn on the power generator.
- (7) Go to the place and check for the energy.

You can do the same experiment with a location that is thousands of miles away! The obvious advantage of the life energy generator is that you can reach with it anywhere.

## **9. Intermediate Self-Programming, using Autogenic Training, if mastered.**

Set the Chi Generator® up with the setting of the trend that you intend to project upon yourself, with the manifestation program or by simply writing down your intent and putting the paper next to the Chi Generator®. Carry the transfer disk on you. Then you relax yourself with the help of Autogenic Training and use an affirmation, reflecting the desired trend, such as creativity. The setting of the pulse of the life energy is at a very low level. Practice for 5 to 10 minutes. If you are not familiar with Autogenic Training, simply relax fully, with the trend energy directed at yourself.

After getting out of the state of relaxation or Autogenic Training, leaving the setting of the Chi Generator®, and/or the manifestation program running, you set the pulse at a higher frequency. Keep carrying the transfer disk on you. Project the Chi energy to yourself for two to three hours.

I strongly suggest the practice of Autogenic Training to enhance the success of your practice with the orgone life energy generators. Free course on the Internet: [www.autogenic-training.org](http://www.autogenic-training.org)

## **10. Project Chi energy to another person, hand or forehead**

For this experiment, you need the help of another person. If you do not find a suitable partner, do the same projections upon yourself. Get a picture of that person (or yourself) and make a color scan of it and print it out twice. A black-white scan will do, if it is too much trouble to get a color copy. Take one of the copies and mark the forehead of the person. Put the picture with your generator of life energy, knowing that it links to that person. The person can feel the energy at the forehead. As an alternative, you can do the same thing with a picture of yourself.

Next, take another picture of the same person. Do not mark anything, and focus on the center of the palm (or any other part of that person's body), and simply focus briefly on the part which you are targeting. Check how the person feels the impact of Chi energy. Again, do the same projection toward yourself.

Next, simply write the name of that person on a piece of paper and the area of the body to which you intend to project Chi energy. Proceed the same way. These operations are examples of solidifying abstractions of your mind, which you are using as structural connections.

## **11. Relax another person**

The next practice is similar to practice #1.6., and in this case you relax the other person at a distance. Put a picture of that person next to the Chi generator® or on top of it, think about relaxing the person and write "relaxation" on a separate piece of paper, which you put next to the photo. Turn on your Chi generator®. Ask that person for feedback. Under no circumstances should you carry a transfer disk, since this will direct most of the energy towards yourself. Set the Chi generator® at its lowest frequency. Perform the same experiment on yourself.

## **12. Activate another person**

Relaxation itself energizes, of course, especially when it is combined with a flow of life energy into your body. The idea of this practice is as follows: pulse the Chi energy at a brain wave frequency that has been connected with alertness and logical thinking such as 14.1 Hz. The result will be an activation of these functions of the plain waking state and better performance. Of course, you can do the same work on yourself. Set the frequency at a point where the control light seems almost "solid" and the blinking is a fast flickering. You can, of course, use the paper with "activation" written on it that purpose, or you can take an activating tea, supplement or herb instead of the paper. Keep activation for two to three hours at a time.

## **13. Intuition, Intelligence, Creativity, Learning Skills**

- (1) Write down what you intend to achieve.
- (2) Set the pulse speed (frequency) of the Chi generator® to approximately 10 Hz.
- (3) Get into a lying position.
- (4) Put the transfer disk or transfer diagram in your pocket or lay it on your chest.
- (5) Enter the state of Autogenic Training.
- (6) Visualize or imagine yourself with the envisioned skills.
- (7) After 10 to 15 minutes get up and put the transfer disk into your pocket and go about your business, ideally being involved in activities that require the skills of your programming.
- (8) Keep the energy active and transferring to you for at least three hours.

## **14. Tuning into People at a Distance Using Structural Linkage**

Now you know the principle of structural linkage and you have followed practices that make use of the transfer of life energy at any distance with the help of near-identical and equivalent structures. This principle, namely that distance is a result of structural differences, leads naturally to an understanding of some phenomena that have been largely unexplainable in the past. The fact that the distance played hardly any significant role in similar experiments has puzzled many researchers of the past. We know now that this phenomenon is the result of structural linkage, in which distance of "space" indeed is irrelevant.

The practice that follows makes use of this principle in a big way. Up to now you have established



structural linkage with the help of the manifestation program, with photos, etc. Now you are using your mind to establish a structural link with an object or person. With its visualization and imagining power and other powers to abstract, the brain is in fact an ideal tool to establish structural links. Its disadvantage is that these visualization images and other abstractions are fleeting. In other words, you cannot hold them for any extended period of time as you can do with structural links of the kind that you have used up to now. However, if you use special techniques to stay for a few minutes with a specific image in order to explore that to which the image connects, you can gain valuable information about that target.

By now you know well that distance is a result of structural differences. Therefore, if, with the help of imagination-visualization, your brain establishes such a structural link to a target, you are right there. The skill is to adapt your sensory apparatus to the impressions that you get from your target to fit your perceptions. In other words, you need to train yourself to translate impressions that are transmitted through the medium of life energy (chi) into visual images, sounds, feelings, hunches, etc., for this linkage to become a valid tool. The Chi Generators® from HSCTI can help you achieve this goal. Just try it, and do not expect the sky! In any case, this is an interesting experience.

- (1) Select a target
- (2) Set the frequency of your Chi generator® at a low level
- (3) With a headband, attach a structural link to your generator such as a transfer disk to the back of your head.
- (4) Turn on the power.
- (5) Mentally focus on the target and wait for impressions, thoughts, pictures, etc., to emerge.
- (7) Time: About 15 to 20 minutes. Not more! Above all, don't expect immediate results unless you have had previous training.

## **Structural Links and Energy Transfer**

You have gained the evidence that life energy transfers at any distance. In fact, you have (hopefully) performed the previous exercises. For this transfer, an adequate structural link and sufficient life energy are important.

In the following chapters, you are going to learn more about several types of structural links. You know of structural links that are identical (actually near-identical), for instance the hair and fingernails that contain the genetic code or photos of a person or location.

You have also had the experience with mentally created structural links, or structural links, which are established by your capability to abstract. One of the things to do in order to get acquainted with your device was to build up a powerful connection with it. The reason being that, the more comfortable you feel with your device, the more powerful the results will be.

Now I am giving you a list of several types of structural links, which you can use for your work.

### **a) Identical Structural Links**

I mentioned these in the example with traditional operations: hair, fingernails, etc. Other identical structural links are clothing or signatures, and again it is the genetic code of skin rubbings etc. that you find there, saliva, blood, etc.

Identical structural links are mostly used when a connection with a target is established. A photo is not exactly identical; it is a good "map," which, as you will learn later, needs a connection based on your capability to abstract.

### **b) Equivalent Structural Links**

Besides identical structural links you can use many different types of equivalent structural links. I mentioned previously the mental connection, which is defined by your capability to abstract, which you can establish with concentration upon the target and upon the envisioned trend (abstractions that are solidified). Here we have nothing tangible per se; we have to do with abstractions, or maps. Such

things have a "symbolic," or better, a symbol- or abstraction-generated connection with the trend or target, and such a connection is established by the mind of the operator. This is so, because a map is meaningless by itself. It has only meaning when it is "in interaction" with a thinking living being who is capable of using it.

Going back to some of the more traditional operations: While the genetic code of the target person establishes a link with that person, because it is unique to every person, traditional operators are quite familiar with other ways to set up specific trends. For these links to be helpful, or useful, the practitioner has to KNOW what this structural connection means. A mental focus upon the envisioned action relating to the map while determining that this object is a representative (= "symbol") of the body of a target person is sufficient in most cases. A photo is an excellent structural connection: the practitioner has to KNOW that it connects with the person it represents, and not with another, identical, photo. The photo, then, is used to solidify an abstraction of connecting life energy at a distance. As far as mental images and thousands of users are concerned, think of the power of prayer in any one of the existing religions!

Experimentally, using double-blind methods, I have proven two important things about such equivalent structural links:

(1) If you focus on a place (for instance in your apartment) where you want to send life energy and you make a scribble at the same time KNOWING that this scribble represents the target, this scribble becomes a valid target link!

(2) The same holds when you arbitrarily set the numbers of your manifestation device (radionics device) or manifestation program while focusing on a target or trend or on both, or if you simply write down a few arbitrary numbers. The radionics device or manifestation program is a perfect map, and it is a very abstract one at that! The simultaneity of focus and setting the parameters makes the arbitrary settings perfect settings!

Here, then, we have the basic common functioning principle of any set of equivalent structural links, and this, in fact, includes the famous "simila similibus." Simila similibus is a Latin expression, which means that you can treat similar things with similar things, i.e., in folkloristic healing it is believed that an herb that looks like a certain organ can cure an ailment of that organ. This is the basis of "sympathetic medicine."

The common functioning principle of equivalent structural links is that such links are established by the mind (i.e., the power of abstracting) of an operator when she or he focuses on a target, or action, while establishing its "map" or its "symbol" for the purpose of action at a distance. The more persons work with the same symbol for the same purpose, the more life energy is attached to it and the more reliable can be such a structural connection.

Note: This principle has led to quite a few nonsensical practices whenever the results were explained wrongly in a "materially" oriented way, i.e., the structural linkage between certain objects and specific effects that was established by the mind was not recognized as such and the results were then falsely attributed to assumed inherent "properties" of the materials used as structural linkages. Powdered rhinoceros horn, tiger parts, bear parts, ground up dinosaur fossils and shark fin soup as remedies in Eastern medicine that are still used in our days have been attributed effects, which can be much easier achieved otherwise. More grisly still was the widespread medical cannibalism (eating human parts, usually dried and powdered, including "mumia" = powdered mummies imported from Egypt, as remedies) that was practiced all over Europe and elsewhere until about only two centuries ago.

I suspect very much that in the case of astrology millions of people became connected to the establishing of such a structural map. In other words, it likely is not entirely the power of the planets per se that causes astrology to be a tool to make statements about peoples' lives and to predict their future trends, it is in fact the power of the meanings attached to these planets and their interrelations, positions in "signs" and mutual aspects, as observed from the Earth (geocentrically) throughout the history of that science: a type of **a very powerful and effective collective placebo effect**. The fact that there are several schools of astrological interpretation using entirely different methods that are often at odds with each other and which seem to bring results to their believers in particular and individuals in the culture where such ideas originated in general nevertheless supports this opinion.

A final note: You can design your own symbols that help you establish structural connections. It is important that these symbols are unique.

Throughout history, a huge number of such religious or esoteric maps of structural links, of any type and description, have been generated and, of course, proven to be valid "beyond the shadow

of any doubt.” These links have been mainly established for trends, or desired action. Ultimately a “spirit, planetary genius, deity, ...” that is supposed to do something for you is nothing more than a trend energy that is perceived in an animistic way as a living entity. This perception is the result of such an energy having its own “mind” or cybernetics that allows it to go many potential paths to achieve a specific goal. In fact, this adds a very useful flexibility (expected and/or arranged by the minds of operators) when it comes to achieving success with the help of such “spirits”. On the other hand, such thinking has certainly proven to be a trap that can lead to serious misconceptions when it comes to attempts to understand and explain the processes involved in many “spiritual” or “esoteric” practices. In my opinion, it should be entirely up to the reader or operator to analyze the many esoteric traditions he or she knows of! After all, there are more objective realities out there than living beings in the universe, and that’s quite a few!!! (this is just my opinion...)

## Ready to go!

Now your device supplies you and the desired trend energy, which you established using your abstraction skills, with life energy continuously. This establishes a permanent connection between you and this trend while the Chi Generator® is turned on, no matter where you are.

Keep the operation running for one hour a day, if you are using an HD device, two or more, if you use a middle-of-the line device (the RAD 2400 DL or the RAD 2000).

## About the stick pad and dials of the manifestation devices/radionics machines:

I have mentioned previously that the dials of the manifestation device have the function of being a universal structural link. If you combine the dials with the near-identical and/or symbolic representations of the target- and trend-links, you can achieve very precise equivalent structural links. This precision improves the connection between, trend and target significantly.

Example: Put the photo of a person onto the well (the metal plate of a manifestation device). On a piece of paper write down “the right hand”, and then set the dials for the right hand of that person. Compare a less precise structural link with the “light cone” of a flash light. This cone gets larger the more distant it is from the object that you want to see. It gets weaker in proportion to the square of the distance. After just a few feet it becomes increasingly difficult to see. Compare the precise structural link that you establish with the help of your stick pad and dials, or totally arbitrarily, to a laser beam that hits the target even hundreds of yards away. Got it?

## Success Management, Advanced Trend Management

Success here means the achieving of goals that you have targeted.

I have mentioned before what’s decisive for success of any action at a distance in general and in radionics operations in particular.

- a) Sufficient life energy to energize the operation**
- b) A precise structural link to the target**
- c) A precise structural link to the trend energy**

In addition to this, you have to consider other factors such as do-ability of the project, availability of the desired success, and interferences from the environment and from within. More about this in the next section about success strategies. **Therefore you have to analyze the situation before embarking on more complicated operations. Start with the target of the operation: you or the person for whom you are setting it up.**

## What is intended?

Get a very clear idea of what you intend to do and be aware of potential consequences of the trend energies when activated and the resulting situation once the goal is achieved. Remember the story of “the wizard’s apprentice” where the broom is transformed into a water-carrier!

This means no more and no less that, when working with high power equipment you need to be aware of the potential consequences of your action. Before you intend to get a specific person inclined to be your lover, make a little background check. It could well be that your subconscious actually protected you from such a relationship for a good reason. An old saying: "when doing the magic, you likely get what you want ..." explains this very well: you may just end up as an abused wife/lover or as a hen-pecked husband! Then you have to do the next operation to straighten out that situation (if still possible), and so on.

Now let's go to applied trend management. Let's assume that you want to heighten your professional chances, perhaps a promotion, better working conditions or simply more pay. How can you set up manifestation operations to achieve these goals?

### **Proceed as follows:**

- a) Analyze the situation. Weigh the pros and cons carefully!
- b) Write down in precise terms what you intend to achieve, for instance persuasion skills on the workplace combined with recognition of your merits. Be sure that it is do-able! Wanting significantly more pay, but lacking any incentive to change bad working habits into delivering high quality work in return is unlikely to bring the expected results, unless you are putting a love trend on the boss simultaneously.
- c) Select the appropriate filters from a card pack, manifestation program, or filters made by yourself. Add your specific wishes and modifications to it.
- d) Put these filters and written specifications onto the well of the device or next to the device.
- e) There are two methods that you can apply now:
  - (1) Keep the operation active till you are successful
  - (2) The "ceremonial" approach: view the operation as a ceremonial. You perform it, generate the energy field that continues to be active in your cause, then turn the device off and allow the energy field to continue working on it. Repeat this action day by day, about one hour each time, till the result is achieved.

### **How long will it take to be successful?**

By now, you know what the basis for your success is:

- 1. Sufficient life force (from your device)**
- 2. Precise structural links to trend and target, and**
- 3. A strong mental connection to your device and to your intent.**

This means that your attitude towards the operation, which you are performing, is crucial for your success. Doubts concerning the success of your operation and lack of trust in your capabilities are detrimental to the success of your work. If, on the other hand, you have a positive attitude and you are convinced that the envisioned result will manifest sooner or later, then you increase the chances of success significantly!

**In case you notice doubts or negative attitude, you can counteract it with autogenic training, positive thinking and affirmations that you can also support with your Chi Generator or manifestation program.**

Normally you can expect the results within a period of time that is commensurable with the situation that you intend to change.

# Examples of success strategies and effective trend management for advanced users who intend to reach the top!

When beginning to use the combination of Chi Generators® and/or manifestation programs, naturally most persons are very successful with it. This is so, because it works for most things that they envisioned originally without prior training most of the time. Very often the reason for such striking immediate success is that the work with the Chi Generator® and manifestation program provides this extra push that is needed in situations, which have been evolving often into a positive direction and which were ready to manifest, and where a minor adjustment was still necessary to succeed.

Sometimes however, there are instances when the best of efforts seem to fail. This usually happens later and only a few owners of the devices have experienced this challenge right at the beginning.

The main reasons for such failure are:

- 1. Misjudgment of availability**
- 2. Misjudgment of the situation**
- 3. Misjudgment of personal capability**
- 4. Misjudgment of personal attitudes and unawareness of personal interferences, idealism, etc.**
- 5. Misjudgment of subconscious blocks and subconscious interferences**
- 6. Misjudgment or unawareness of inter-fereces from the people-environment and outside interferences**
- 7. Misjudgment of the "climatic back-ground of trends" and cultural environ-ment at the time of the operation.**

At first I am going to deal with the various reasons for delays or even failures in general and then I am going to give you an idea of how to develop a success strategy from a thorough analysis of the challenges that you may face. Later I am going to continue by working on specific areas where failure can occur and replace the various mishaps with the appropriate success strategies, and I am going to show a few examples. Based on this experience you will then be able to develop the most effective methods to achieve success.

Finally, I am showing, in general terms, these ideas in the setup of a "wheel of success," where you can find at a glimpse the steps that you need take when going for supreme success in any field!

## The pitfalls in more detail: Examples

Now I am introducing you to the roots of potential difficulties when dealing with complex challenges, i.e., the various misjudgments of important facets of any failed operation, and I am going to do so point by point.

### 1. Misjudgment of availability

Examples:

a) Attempts to get the one and only one big win in a lottery. For instance, if there is only one grand prize in a lottery, only one person will get it, no matter how many people are using equipment to get that big one. Well known are of course the massive interferences when someone attempts to beat incredible odds to get some of these famous jack pots! Even if you can use the equipment to up your odds three fold, even ten fold, you would need to wait a statistical average of 100,000 drawings instead of 1 million drawings to get such a "big one". So it can work, provided you give it enough time and a substantial investment of money. Of course, statistical averages are statistical averages.

You may hit it as well tomorrow with a single ticket! Some of the gods to whom “wannabee” winners pray must be quite annoyed, considering that of a million or so prayers to them for the “big one” all are doomed to fail, with the exception of one and only one, provided, of course, that a person who prayed gets that big one and not one who has a Chi Generator® and manifestation program!

b) Attempts to get a specific famous person as a lover. This situation is similar to the one as above (availability of the big win), especially if the would-be lover has nothing to offer in return (as is usually the case) and is one of the many others who bug those folks with that annoying “fan” mail, which their secretaries rightfully ditch.

c) Attempts to strike it rich in a business venture that promises wealth to its marks, and which has been established and structured mainly to bring wealth to the corporation only, which sells these “opportunities”. Typically, most MLM (multi level marketing) scams fall into this category.

## **2. Misjudgment of the situation**

Examples:

a) Attempts to draw a partner who loves city life, wanting that she/he exchanges that for primitive conditions in the country with nothing in return.

b) Attempts to draw a specific partner for sex only, if that person has extreme reservations against such a type relationship: reservations which are rooted in education and/or religion, possibly also subconscious fears, etc.

## **3. Misjudgment of personal capability**

Examples:

a) Attempts to “get money fast” when absolutely no skill can back up such a wish.

b) Attempts to be immediately successful in a profession of which the operator has little or no experience at all. If you want to be successful a doctor, you need to have learned the skill and received your licenses previously - or (hopefully you are not one of those cons) be skilled in faking it. Standing in front of a mirror, visualizing “your goals” won’t cut it, unless backed by skills that have to be learned. In fact, this includes the skills to make and hold money as well. Ever heard of the person who, after a weekend motivational seminar for which she or he paid \$600.00, stood in front of a mirror for weeks, repeating “medicine, medicine, medicine, ...” hoping to be an MD soon?

c) Attempts to draw a partner for sex when the operator him/herself is incapable to such activity - for whatever reason.

d) Attempts to get a top of the line lover when looking like a dog (oops, I hope the national association of dogs does not sue me for slander!), lacking personal hygiene, lacking manners and lacking other items that such a partner would like to see.

e) Attempts to make a big showing in music without the skills to play an instrument, without charisma and without capability to deal with producers once the window of opportunity is open.

In my past career as a consultant, I ran into practically all of those situations, and then a few more ...

## **4. Misjudgment of personal attitudes and unawareness of personal interferences**

Examples:

a) When trying for wealth, the attitude that it is undeserved.

b) When trying for love, the attitude that it is bad, or worse, an obsession for a specific person.

c) When trying to hold a lover, to be unreasonably jealous and demanding.

d) When trying to get a lover back, obsession that obscures everything else. Think of someone who is obsessed with a specific women (a weakness that is radiated out, most of the time), is timid (another weakness), lacks personal hygiene, is outright filthy, etc. Imagine that this person hopes that setting a device will cause that lady (who, like most sane persons, neither wants weak partners, nor timid ones, nor stinking ones that obviously don’t care about their appearances) to knock at the door at the same midnight, asking him to go to bed with her. Well, that will not work and the energy radiated

out may even have an opposite effect, since it likely will cause the woman think of a filthy pig and is annoyed. Against stupidity even the gods are powerless: an old saying.

## **5. Misjudgment of subconscious blockages and interferences**

Examples:

- a) Subconscious fears and ideas that were instilled during the course of education or that resulted from traumatic experiences.
- b) The fear of sex and healthy relationships that resulted from severe abuses in childhood

## **6. Misjudgment or unawareness of environmental interferences**

Examples: peer pressure, religion, hostility of people whose help is needed

## **7. Misjudgment of the "climatic background of trends" at the time of the operation**

Examples: This is similar to the above, and concerns more the trends that are going on in society at the time of operation. Trying to sell stocks at a high price at times when the stock market is bearish will not work. Trying to sell propane gas for heating in summer at winter prices will also be very difficult to do. Attempts to strike it rich quick in a profession for which there is no demand in society: Ever played with the idea of selling 100 coaches with horses to be used in the center of New York?

Often the problems are less obvious, especially when the operator has to deal with challenges that concern wishes, which seem more available, more legit, or which are presented like that. Sometimes such operators begin to work on desires and wishes for things that they do not really want. A thorough analysis of one's own desires is necessary in such a situation. The equipment certainly can help you to discover subconscious blockages, legitimate and irrational ones. As far as irrational blockages are concerned, they can be re-directed and actually be useful in other activities, where their impact matters, while "staying away" from the activities, in which you want to be successful.

In "old language" (coming from times when nothing whatsoever was known to humans about the subconscious and its function), such irrational, often self destructive, actions have been seen differently. People thought of them as coming from the "mysterious wisdom, will and ways" of a deity. In such a case, the religious conditioning of the "I don't deserve" type plays a big part. They may also attribute failures to the continuous foul play of "entities, demons, ancestors" or the like that may act outside the individual or act as "attachments" from within. The practice to deal with these situations consisted of getting rid of the entities. The tasks of such entities were often re-assigned. Another practice was to replace them with stronger entities that are more sympathetic to the wishes of the person in question. This model works quite well in a lot of situations.

You can use the equipment regardless what type mapping you prefer. Sometimes animistic thinking of personified entities is more useful, at others the mapping of subconscious parts of the personality, and at others the mapping that deals with trends as energy fields that in many cases have a characteristic of personification. In any one of these approaches, when re-assigning tasks, analysis of mechanisms of failure and the setting up of specific success strategies can be a decisive help in achieving your goals. Again, your equipment helps not only in these tasks, but also in assuring permanence of the results. In any one of these approaches (animistic mappings of "entities", the more recent mapping of a "subconscious", or a more dynamic mapping that involves fields of "trend energy" that surround you, or a combination of all), the effects will be the same if you develop a good success strategy for the result that you wish to manifest.

## **Potential Solutions - The Wheel of Success!**

- 1. Check for availability. Make sure that what you intend to achieve is do-able.**
- 2. Analyze the situation and the potential for success it offers.**
- 3. Determine personal capability and readiness for the task. If missing, generate ways of the quickest possible achieving of capability.**
- 4. Analyze personal attitudes and your own interferences, idealism, etc. If necessary, take**

steps to overcome them. Exhibit a positive attitude!

**5. Be aware of subconscious blockages and subconscious interferences. Set up operations to re-assign them, if needed.**

**6. Be aware of interferences from the people-environment and outside interferences. Counteract peer pressure and mental interference from other people.**

**7. Generate a positive "climatic background of trends" and deal with the religious-cultural environment at the time of the operation.**

**All this has to be done before you begin with the actual operation. Just one of these points ignored, misjudged, and not acted upon can be a reason for failure of the operation! If needed, set your device to help you taking stock of the challenge and to build your specific wheel of success!**

Any type interference can develop into a reason for failure.

Change and ultimate results will manifest, of course, whenever you can analyze the true nature of the challenge, its various aspects and if, based on that, you put appropriate success strategies in motion such as changes in attitude and outlook, changes in appearance and acquiring of the skills needed.

Success strategies are very helpful in developing a winning attitude and the inner feeling that's very necessary to get any type of results. It is a well-known fact that, **whenever there is a clash between the will to achieve a specific result and conscious or sub-conscious expectations and attitudes towards that outcome, the latter will almost always win out over sheer will power.**

Conversely, once you adjust your attitudes and expectations, conscious and nonconscious ones, towards a goal, then sheer will power is of secondary importance, and quite often it is not needed at all.

**Above all, be pragmatic in your approach! Rather than aiming at a goal that's way ahead of your status quo, it is very useful to compromise, to approach your goal persistently step by step, and success will be forthcoming soon!**

To set in motion a change of your inner expectations and attitudes is relatively easy, especially with the equipment that you have available now.

Now let's go to the practical part: Here I am going to introduce you to some typical pitfalls, which invariably lead to unsuccessful outcomes and, after analyzing those pitfalls, I am going to continue with success strategies that can overcome these challenges and ultimately lead to the results that you desire.

## **The fat-buster: success strategies in weight control, or: how you can get the physique that you have always wanted!**

**Weight control is a typical example of multiple negative outcome where there is a clash between will and imagination/expectation. In fact, huge industries are thriving as a result of that rather sad situation, which they are exploiting shamelessly.**

Let's get it straight first: **fat is part of us. It is storage of energy reserves that will be used in times of inadequate food supply.** As a temporary measure, this certainly is fine and natural. Gross overweight, on the other hand, has long been proven to be a considerable health risk.

**Therefore, whenever you want to lose weight, you simply use up your reserves, no less and no more is required!**

Seems simple, and yet, most people have serious problems doing just that when intending to get rid of their excess pounds.

It is possible that humans do not have much of a genetic protection against over-eating, and most certainly do most of them not act that way. That, at least, is what some people (corporate-paid "scientists?") claim. Perhaps that's correct and not a lead-in publicity stunt to get the general public prepared for some of the more esoteric scam-methods of genetically engineered "treatment" or some



alternative medicine "DNA-quantum-nanotechnology" patches designed to change the genes.

Perhaps we should look at a couple of other facets of the problem.

First of all, there are enough people out there who "manage" to maintain a fairly normal body weight even in times of plenty.

Secondly, in countries where there is ample food advertising, there is an excessive tendency towards gross overweight of huge parts of their populations, while in countries with plenty of food supply, but much less food advertising, such a problem does not exist. This is a situation that does not necessarily support the assumption (or cop-out) of the "genetic scapegoat." A good example is Europe, where all of a sudden gross overweight became rampant. All of a sudden? Well, this development "coincidentally coincided" with the "invasion" of the fast-junk-food industry. What is still missing in those countries is that extremely gross fatness, which I have observed only in countries and population groups where corn is one of the main staples of food and of food-ingredients.

In the US some 50% of non-drug-TV advertising is geared towards food, almost always the rather unhealthy and fattening fast food garbage. Even in soap operas the "heroes" with whom the viewers so happily identify are eating quite a bit. If it did not work, the food industry would not go to the massive expense of working on expectation and imagery of the audiences. As a consequence of it working well, people eat more, get fatter, and they feed the coffers of ruthless industries of death and disease.

**Therefore, counteracting the impact of food commercials should be the first and foremost strategy to help an overweight person!**

Having seen and read thousands of commercials coming from the slim-down industry, I have not noticed a single one that would describe the impact of food advertising. Strong vested interests (besides simple ignorance of the facts) may cause the slimming-industry's advertisers and executives from addressing that problem. In fact, it is certainly more profitable to thrive on guilt-feelings of the fat and not so fat people addressed by the commercials than working towards removing the root causes of gross obesity. Such action, in fact, would reduce the customer-base and market share, of course! People may then also become aware that it's not some esoteric fat-burning formulas, fast slimming fake-foods that are loaded with chemical junk, self-assertions, costly diets, surgery, 10-minutes a day exercise machines, "relativistic DNA-modifying quantum nanotechnology" methods and patches, etc., that lead to lasting success. Quite to the contrary, simply using-up the stored energy (speak: fat), either by being more active or by supplying the body with less energy reserves (speak: food), or both, still appears to be the most effective and cost efficient method! The only recommendation during such times would be that the person takes sufficient vitamins and minerals, ideally not synthetic garbage, so that there is no lack of essential substances that are needed for the proper functioning of the body.

## Let's sum it up:

### Potential problems:

1. Clash of expectation/imagination with will power.
2. The expectation of being powerless, mostly promoted by the food industry, but also as a "hidden expectation" in the slim-fast-down industry, will prevail over the will of the individual to lose fat. Have you ever noticed that absurdly fat person sipping on a diet drink or, worse yet, a shake of slim-down-quick junk first, and then gorging him or herself on half a gallon of ice cream and three MacDoodoo Burgers?
3. Paying customers remain paying customers for both branches of industry, provided that they remain fat!

### Potential solutions:

1. Reduce impact of advertising from both industries. The best method is to develop inner strategies and mechanisms that create exactly the opposite of what the designers of the commercials intend to do. If possible, boycott all of their products. This is definitely not intended as a message for "them," but it can be an excellent working

tool for you to trigger a change of attitude in your mind.

2. Develop a set of expectations and inner imagery that favors weight control.
3. Finally, develop strategies to use up the energy reserve of the body, i.e., the layers of fat. This should only be done after points 1 and 2 have been activated and completed successfully, otherwise this can turn out to be too difficult a task, perhaps even useless!
4. These success strategies can be set in motion very effectively when set up as trends with your Chi Generators® and manifestation programs.

### **A Few Potential Mistakes:**

1. Putting "I want to lose weight" in the machine, implying just that, i.e., that you WANT to lose weight.
2. Working with methods that do not address the basic problem of inner attitudes, outloss, expectation and self-image.
3. Lack of effective strategies against the impact of food advertising.
4. Guilt-feelings about overweight, using sheer will power alone.
5. ... (and many more)

### **Suggested procedures:**

1. Work against food advertising: There is an appropriate filter available.
2. Develop a concentrated intent to have the perfect weight. Work on the attitude and the confidence that you can do it!
3. Enjoy food! Enjoy it every time you eat it, enjoy every bite, and enjoy it only in quantities that fit the plan and at pre-determined times. It will also be useful not to enjoy it at other times while you are on the plan.
4. Adjust the plan to what your body can handle with ease. For some people losing just one pound a week is optimal, others can handle a lot more. Put an inner-eco-check into your setup. Perhaps consult with a physician or health professional as to what goal you should set.
5. Set up a follow-up plan that corrects the habits for good and does not allow relapses.

## **Business Success, Wealth, Leadership, People Skills, and Political Success.**

A good friend of mine who is a psychic consultant once stated the following: Basically, there are two reasons for which people come for advice to psychics: the two "aids:" namely, getting laid and getting paid!

Sometimes, then, the customer comes home from a psychic or from a \$800.00 weekend seminar, enriched with very deep knowledge of past lives and past life transgressions and karmic guilt accumulated therein. He or she knows now, or thinks to know, about soul mates, past and present, of pink rays, of curses from lodges with which they were involved in a past life, perhaps even of curses put onto their mother that by some quirk of destiny attached themselves to the offspring. At times long dead and totally unknown ancestors of 20 generations or more in the past (enough generations to have ten million offspring, even more!) are blamed for all of the misfortune in life, who are trying to take him or her over, uniquely chosen from the 10 million offspring. From other sources comes the deepest knowledge of (freely invented) "secret history of humankind" and bad karma collected during those olden times, and a lot of other illuminations. This can easily distract from the basic problem for a while, even have people work (for the religious outfit, of course!) to atone for past life transgressions that likely never existed, and usually it does not solve present challenges either!

Other good moneymakers, usually not for the attendants, and solely for the organizers, are motivational weekend seminars where the attendants are taught to awaken the giant within and the like. Teachers are all too often hailing their own greatness and tell that they have made it by exactly following that which they teach. Fact is, if someone does not have the skills to play tennis, she needs to acquire them. Standing in front of a mirror repeating "I am a great tennis player" over and over again and hoping to win the Wimbledon tournament this way is as silly as standing in front of the mirror, seeing oneself writing big checks, living in million dollar homes and driving around in sports cars that are loaded with a bunch of willing lovers waiting for the bedroom.

All this reminds me very much of the situation that I described with fat burning and a fitness industry that in some way is part of the problem rather than part of the solution! Blaming a have-not person for being in a bad financial situation usually is a distraction that does not deal with the real problem.

For the person who is serious about success it is time to get the facts straight: Poverty is mainly a socio-economic problem, constructed by those who want to remain in power. In fact, it's even more so than gross overweight! If you want riches, you need to eliminate the impact of socio-economic conditioning first and foremost and then you need to actually acquire the skills to handle wealth! No, I am not talking about changing the system. If the system was fair to all, there would not be excessive wealth at all, and possibly no incentive to acquire it either. If socio-economic fairness was crucial for survival of the species, it would long have developed as a genetic trait of the species, and it certainly did not. Preaching such fairness simply is another very useful tool of repression used by the leaders of the pack.

If you want excessive wealth, be aware of the functions of the socio-economic system in which you live and which, in fact, does allow individuals to have that seemingly unfair edge of excessive wealth. Then use these functions to get where you want to be! In other words: this is a system that certainly can work in your favor as soon as you learn how to use it rather than allowing to be used by it!

Feeling guilty about that? Then you are still stuck inside and victimized by the "equality-trap" that helps so nicely all those folks who are just a bit "more equal" than you and who thoroughly love that additional "equality"!

**Let's face it: Inequality is part of the human species, no matter what idealists or equality-mongers that are motivated by vested interests are trying to teach you - and so are the resulting socio-economic structures in which we live! You can either live up to this fact and use the existing situation and your innate human characteristics to get ahead, or you can decide to remain the runt of the pack for the rest of your life. The choice is yours, of course!**

Fact is that by now you have the equipment that can help you getting this "unfair" (a word used by people whose "unfair" intent is to keep you in your subordinate place) advantage when you set your course to reach your maximum potential of wealth, power, and/or political influence. Use it! At the same time, be aware that a human being does not end with the surface of the skin. As human beings, we are "us and our environment"! When we poison our environment with arrogance, bad action, abuse of power, etc, we ultimately poison ourselves! The "runts of the pack" are part of your environments, they are necessary to help your success! Respect them, especially when you reach the top! This makes the difference between a good leader and a bad leader!

Before you can deal with such questions, you need to get there. To do this, you need to de-program yourself and learn the skills that you need to get to the top. Once such skills are in place, you can open opportunities for yourself, and then you can learn additional skills, etc, step by step all the way to the top. Naturally, the development of successful strategies for business success, wealth, and political power is more complex than was developing a strategy for weight control. Use your manifestation setup to maximize this task, and then use the equipment to open opportunity and to help you get to the top.

## **And now a list of pointers. You can use what you consider appropriate for your situation.**

- Situation analysis for wealth, power, leadership, people skills
- Get the facts straight about society and socio-economic environment!
- Get the facts straight and study human characteristics. We are a predator society of leaders and runts.
- Get the facts straight about education. Have you ever noticed during your education that school kids from influential parents can get away with things that others never would get away with? Don't mope about it, don't condemn human nature, learn from it!
- Schools fit people into roles of leaders and runts. Therefore, quite often the education of "social skills" is considered "much more important" than the teaching of other skills!
- The structure of the leadership of super-tribes (nations) is similar to the structure of tribes: there are niches for dominant people who do not make it politically: Leadership in business, in organizations, control of wealth, professional leadership, etc
- Getting things done vs. "being nice"

### **Your situation: taking stock and setting goals**

- Set long-term goals
- Set short-term goals
- Decide what skills you need for these goals, what skills are demanded; what changes of attitude you need to be successful. Follow through with action and boost it with radionics.
- Consider alternatives with similar basic demands and solutions, if availability of your goal is low.
- "Tremendous financial success from an unexpected source ..." the use of "wild cards," advantages and disadvantages
- Set yourself up so that you enjoy that which you are doing.

### **Potential Basic problems and mistakes**

- The runt mentality, a result of the educational process: in school, people "learn their place" in a hidden curriculum! Check out how it afflicted you and avoid the pitfalls
- The impact of religion: "you have to work hard to earn your daily bread!" Have you ever met a priest or preacher doing just that, i., being happy just with "bread"????
- Lack of knowledge of communications
- Assuming "giftedness" rather than skills - and giving up

## **Using strong points of your situation**

- Set yourself up to get the right strategy as much as possible and as often as possible
- Set yourself up to get viable opportunities.
- Be ready for a big change
- Make sure that the changes will be profitable as well
- Figure out the time it takes to acquire the necessary skills

## **Going step by step - an effective plan for yourself**

- Learn communicative skills, boost learning of communicative skills
- Learn to read people
- Learn to read the body language of others
- Learn to influence people
- Acquire power mimicry
- Develop opportunities where you can use and refine such skills progressively:
- Determine the direction that you take: get ahead first using the skills that you have while acquiring new skills, then the next step with the acquired skills, and so on. Acquire skills and earn while learning, if possible
- Boost charisma and other skills
- Use equipment to boost your position of power in specific situations
- Get increasingly into the procedures of the chosen business, become proficient in methods of marketing, manufacturing, or running the business.
- Boost your skills to analyze several situations and select the best ones for your success.

## **Potential Mistakes**

- "I am powerful" in front of the mirror
- Ignoring the skill factor, hoping that there is some kind of "magic" that puts you into a wealth-and power position without you needing to learn anything or contribute anything to this process.

For many of these advanced situations, the manifestation program is a significant help! I also suggest that you work at least with one heavy duty device!

Further success strategies are in preparation, plus more detailed strategies concerning business, money, and power.

# The Ladder of Success

- 1. Analyze the situation, then, based on that, develop the strategy.**
- 2. Work on your attitude - set attitude work as a continuous function**
- 3. Develop your skills - set skill orientation and skill development as a continuous function**
- 4. Eliminate outside interferences, set "wild card"**
- 5. Prepare the general environment. Protect against repercussion.**
- 6. Prepare the specific environment (people involved)**
- 7. Set to least effort for maximum result.**
- 8. Set trends to hold result(s), once achieved**
- 9. Go for the result (the actual trend energy) - If a far reaching result is a goal, set wild card for the next step and for the most effective method to go through points 1 through 9 again!**

Work on each of these points with a separate setup. You can run many of them during the same preparatory time. Avoid running them simultaneously!

Set your equipment for analysis at the beginning. This setting will provide you with important insights in the characteristics and intricacies of the situation that you intend to influence in your favor. Do not do anything else during that time of analysis. Continue with the next steps of your ladder of success when you are certain that you understand the subject matter and that are ready to flesh-out these steps of success with the appropriate trends, or action. Go these steps one by one at first. Then you can work on points 2 through 6 during the same time of preparation, but never simultaneously! Give each of the points there one or two hours daily of energy work with the orgone radionics setup. Follow up with action on your part such as learning the necessary skills.

When you think that you have prepared yourself sufficiently, make another analysis based on the new situations. If this analysis checks out well, go step by step from 4 through 9.

## Business Consulting, Success Consulting

You can contact professionals that are affiliated with HSCTI and who can assist you in very complex business situations.

This service can be a one-time consultation for a very specific situation or it can be a long-term service, for instance in a business.

This consulting service generally involves analysis and proposals of very specific complex situations. Our consultants calculate their fees based on the time spent in their service for you.

When contacting us, please tell us of the nature of your request: whether one-time, such as in a complex challenge in a relationship, or long-term, such as consulting a business or politician. We will direct your inquiry to the specialist who is most capable to help you handle your situation.

From time to time, we offer training seminars in success strategies. Let us know of your interest in attending one or more of these seminars.

## Transfer to Others and multiple operations

**You can transfer the energy to friends and acquaintances so that they can benefit from the chi energy. Whenever you decide to help several persons simultaneously, you need to follow a few rules:**

1. You need to use a manifestation device or program for this purpose, because you need to set it so that there is equal distribution of the energy. Otherwise the transfer is irregular: In such a case the strongest person would draw the Lion's share while others get much less, until the strongest person is saturated with energy. In addition to this, you need to make sure that there is no mutual interference of the operations. In other words: any individual operation that you set up should only affect

the person(s) to which it is directed.

2. Unless everybody gets the same trend energy, you cannot run trend energies for as long as you just transfer to several people simultaneously. Again, be sure the manifestation device or program is set for equal transfer of energy.

3. You can have a different transfer diagram for every person. You can design these transfer diagrams yourself, following the instructions in this manual and simply hand them out to persons whom you want to help. This is an advantage when you make several manifestation operations simultaneously.

4. Whenever you perform specific work, for instance manifestation operations for yourself, remove all transfers from the equipment during that time.

5. Naturally, the more persons draw from the equipment, the less the individual gets. A good rule of thumb: up to 3 people simultaneously on a middle of the line device, up to 6 people on a heavy duty device.

## Frequencies

Here you can find a list of frequencies that various parties have claimed can affect the human mind or body in some way. The following types of frequencies are included :

### Brainwave Frequencies

These are frequencies associated with various mental states. With sound, light flashes and other stimuli, you can cause your brainwaves to a certain frequency, and in doing so, achieve the mental state associated with that frequency. These frequencies have been tested for use with pulsed life energy, which, in fact, is extremely reliable for this purpose, plus it can be projected at any distance while none clumsy earphones and goggles are needed.

### Energizing Frequencies

These are frequencies that various parties claim can be used to stimulate some region of the body such as charkas and specific organs of the body.

### Natural Phenomena Frequencies

This includes natural frequencies that occur in nature (Schumann's Resonance, for instance), as well as sound tones calculated from the revolution/orbit of the various planets. The persons promoting these frequencies claimed that they could affect humans in a variety of ways that are related to specific planets, etc. This is a fertile field for astrologers to explore, especially when they are using the supermanifestation program.

## **Frequencies below 1 Hz**

**0.30 - 0.15 Mood elevator, against depressive states of mind**

**0.5 Hz: Whole brain toner. Very relaxing, especially lower back and head. Energizes the thyroid, reproductive organs, stimulates excretory functions.**

**0.9 Hz: Feeling of euphoria**

## **1 Hz – 10 Hz**

**1 Hz: Feeling of well-being, pituitary stimulation to release growth hormone, helps gain an overall-view of inter-relationships, generally for harmony and balance**

**2.5 Hz relaxation. Production of endogenous opiates (endorphins)**

**3 Hz: Increased reaction time**

**3.4 Hz Sound sleep**

**3.5 Hz: Feeling of Oneness with everything, language learning improved enhancement of receptivity**

**4-6 attitude and behavior change**

**4-7 Theta: recall, fantasy, imagery, creativity, planning, dreaming, switching thoughts, Zen meditation, drowsiness.**

**The previous two settings are ranges between 4 and 6, resp. 4 and 7 Hz.**

**I suggest that you use the stick pad, pendulum or other device based on ideomotoric reponse to get exact frequencies that fit your personal needs.**

**4 Hz: Extrasensory perception, remote viewing, strengthens memory, physical stimulation, faster recovery after physical training**

**4.5 Hz: Dream states, shamanic consciousness, vivid imagery**

**4.6 Hz: Emotional impulsivity**

**4.9 Hz: Introspection, relaxation, meditation, deep sleep**

**5 Hz: Learning, unusual problem solving enhanced**

**5.25 Hz: Strong imagery, vivid images**

**5.5 Hz: Moves beyond knowledge to knowing, shows vision of needed growth and direction, inner guidance and readiness to evolve spiritually**

**5.75 Hz: Improves the power of creative fantasies**

**5.8 Hz: Diminishes fear, works against being scattered**

**6.0 Hz: Long term memory stimulation**

**6.3 Hz: Good for mental and astral projections, remote viewing, language skills, improved memory**

**6.5 Hz: Accelerated learning**

**6.75 Hz: Inner calmness**

**6.88 Hz: Inner balance and calmness**

**7.0 Hz: Mental and astral projection, telekinesis, mind projection**

**7.5 Creativity, inward focus, discovery of "purpose" in life, creative thought facilitates contact with spirit guides; facilitates entry into meditation, lucid dreaming**

**7.83 Earth Resonance, grounding, "Schumann Resonance," counteracts mind control, accelerated learning, more tolerance of stressful situations**

**8-10 learning new information**

**8.0 Past life regression, hypnoid states, reduces stress, diminishes states of**



**anxiety, strong relaxation, connection with past lives enhanced**

**8.3 Hz: Mental imagery, clairvoyance, ESP**

**9.0 Hz: Awareness of causes of body imbalance and ease in finding the means for balance.**

**9.16 Hz: Enhances the skills of resolving conflicts.**

**9.5 Hz: Capability to grasp information of all kinds with greater ease**

**9.6 Hz: Mean dominant frequency associated with the earth's magnetic field, relaxes the face (lotions!)**

**10 Hz: Enhanced release of serotonin and mood elevator, universally beneficial, counteracts effects of hangover and jet lag. Frequency for Silva Mind control.**

## **10Hz – 20Hz**

**10.5 Hz: Relaxed alertness, stabilizer in general, mind-soul-communication, heart chakra**

**10.6 Hz: Relaxed and alert**

**11 Hz: Calm and relaxed thinking, paying attention, stress reduction**

**12 Hz: Centering, mental stability, transitional point, time seems faster, throat chakra**

**12.3 Hz: Powers of visualization**

**13-30 Hz: Normal wakefulness**

**13 Hz: Ajna Chakra, powers of visualization and to conceptualize**

**14.1 Hz: Alert focusing, vitality, concentrating on tasks, Earth Frequency, intelligence enhanced, good for physical training**

**15.4 Hz: Cortex, intelligence**

**16.4 Hz: Crown Chakra, Transcendence,**

**20 Hz: to overcome fatigue and to energize. Fitness training, stress reduction, mental projection of subconscious (non-conscious) commands.**

## **20Hz - 100Hz**

**22.0 Hz: Astral traveling**

**25 Hz: Self confidence, confidence of victory in sports**

**27.5 Hz: lowest note on a piano**

**32 Hz: Desensitizer; enhanced vigor and alertness**

**33 Hz: Christ consciousness, hypersensitivity, Pyramid frequency (inside)**

**35 Hz: Awakening of mid-chakras, balance of chakras**

**38 Hz: Endorphin release**

**40 Hz: dominant when problem solving in fearful situations, especially where fast action is required.**

**50 Hz: Slower cerebral rhythms**

**55 Hz: Tantra, kundalini**

**62 Hz: Feeling of physical vigor**

**63 Hz: Astral projection**

**70 Hz: Mental and astral projection**

**72 Hz: Emotional spectrums**

**80 Hz: Awareness and control of right direction**

**83 Hz: Third eye opening for some people**  
**90 Hz: Good feelings, security, well-being, balancing**  
**98 Hz: Hara-center**

## **100 + Hz**

**105 Hz: Overall view of complex situations**  
**108 Hz: Total knowing**  
**111 Hz: Beta endorphins and cell regeneration**  
**126.22 Hz: Sun,**  
**136.1 Hz: Sun: light, warmth, joy,**  
**140.25 Hz: Pluto: power, crisis & changes**  
**141.27 Hz: Mercury: intellectuality, mobility**  
**144.72 Hz: Mars: activity, energy, freedom, humor**  
**147.85 Hz: Saturn: separation, sorrow, death**  
**183.58 Hz: Jupiter: growth, success, justice, spirituality**  
**194.71 Hz: Earth: stability, grounding**  
**207.36 Hz: Uranus: spontaneity, independence, originality**  
**211.44 Hz: Neptune: the unconscious, secrets, imagination, spiritual love**  
**221.23 Hz: Venus: beauty, love, sexuality, sensuality, harmony**  
**247 Hz: Feeling of peacefulness**  
**250 Hz: Elevate and revitalize**  
**272 Hz: 33rd octave of Earth year**  
**384 Hz: "Gurdjieff vibration associated with root chakra.**  
**420.82 Hz: Moon: love, sensitivity, creativity, femininity, anima**  
**494 Hz: Spiritual awakening**  
**523 Hz: Fear and panics**  
**698 Hz: Strong feeling of love**  
**794 Hz: Strong will power**  
**880 Hz: Strong imagination**

Copyright© 2004, 2008, 2015 by Karl Hans Welz

All Rights Reserved. No portion of this manual may be used without expressed written consent of the author.

Orgone Generator®, Chi Generator®, Orgonite®, Orgonit™, Orgonita™, Power Radionics™, Super Radionics™, Super Psionics™, etc., are trademarks owned by Karl Hans Welz. Equally copyrighted (and protected with internal radionics settings) are the ideas and procedures used in the Radionics Programs.